



*hatria*

# CATALOGO 9.0

HAPPY HOUR SLIM	20
ABITO	40
NEXT	46
G-FULL	54
BEAT	60
BIANCA	66
FUSION	72
LE FIABE	84
CANALGRANDE	100
GRANDANGOLO	106
HAPPY HOUR	114
PENCIL / VALLEY	122
AREA	128
DAYTIME EVO / DAYTIME	134
NIDO	140
ERIKA pro Q / ERIKA pro	146
<b>Piatti Doccia</b>	152
LIF H3	154
DEDICATO	160
<b>Progetti e Sistemi per l'Architettura / Grandi Classici</b>	172
YOU & ME	174
SCULTURE	178
DOLCEVITA	184
<b>pro come PROGETTO</b>	190
LAVABI SOSPESI O DA MOBILE	195
LAVABI SOSPESI CON COLONNA O SEMICOLONNA	195
LAVABI INCASSO / SEMINCASSO / INCASSO SOTTOPIANO	196
LAVAMANI E SPECIALI	197
VASI E BIDET SOSPESI	198
VASI E BIDET A TERRA / VASI CON CASSETTA	198
CASSETTA MONOLITH	199
BAGNO 1x1 m	200
AUTONOMY	201
<b>SCHEDE TECNICHE</b>	202

## PRODUCT INDEX

---

### LAVABI SOSPESI

Wall hung washbasins Haungend waschbecken Lavabos suspendus Lavabos suspendidos Раковина подвесная

#### CANALGRANDE p. 100

---



1000x500\*



810x500\*



600x500\*

#### G-FULL p. 54


---



400x480\*

#### ABITO p. 40

---



1000x555

#### GRANDANGOLO p. 106

---



1500x500\*



1300x500\*



1300x500 T dx-rh\*



1300x500 T sx-lt\*



1000x500\*



750x500 dx-rh\*



750x500 sx-lt\*



500x500 dx-rt\*



500x500 sx-lt\*

#### AREA p. 128

---



1100x350\*



700x354\*



900x350\*



810x450\*



600x450

#### HAPPY HOUR p. 114

---



480x480

#### LE FIABE p. 84

---



1000x485\*



810x485\*



600x485\*

\* Anche da mobile Also for furniture Auch dafür element Aussi pour meubles Tambien mueble Также для мебель

## PRODUCT INDEX

---

### LAVABI SOSPESI

Wall hung washbasins Haungend waschbecken Lavabos suspendus Lavabos suspendidos Раковина подвесная

#### DAYTIME p. 134

---



1105x500\*



860x500 dx-rh



860x500 sx-lt



700x500



620x500



550x450



450x378

#### NIDO p. 140

---



680x480



620x470



560x445

#### ERIKA pro Q / ERIKA pro p. 146

---



1200x450\*



1000x450\*



800x450\*



650x450\*



600x450\*



550x400\*



450x380\*



680x480



620x460

#### YOU & ME p. 174

---



920x460



703x445



460x460 dx-rh



460x460 sx-lt

#### SCULTURE p. 178

---



1100x585



770x585



650x585

#### DOLCEVITA p. 184

---



1000x550\*



750x550\*



750x575



700x550

#### SOPHIE p. 195

---



1250x500\*



1200x500\*



1050x495\*



950x500\*



865x500\*



750x495\*



560x450\*

\* Anche da mobile Also for furniture Auch dafür element Aussi pour meubles Tambien mueble Также для мебель



## PRODUCT INDEX

---

### LAVABI D'APPOGGIO

Surface-mounted washbasins Aufsatz washbecken Lavabos a poser Lavabos de apoyo Раковина накладная

#### G-FULL p. 54



400x480

#### ABITO p. 40



580x450

#### GRANDANGOLO p. 106



750x500 dx-rh\*



750x500 sx-lt\*



500x500 dx-rh\*



500x500 sx-lt\*

#### PENCIL p. 122



550x380



400x400

#### VALLEY p. 122



600x400

#### AREA p. 128



900x350



1000x352



800x350

#### HAPPY HOUR p. 114



475x475



470x470



440x440



480x480



398x398



500x380



550x405



700x400

#### NIDO p. 140



680x480



620x470



560x445



750x370

#### YOU & ME p. 174



920x460



703x445

#### HAPPY HOUR SLIM p. 20



250x250



400x400



440x440



500x380



550x380

#### SCULTURE p. 178



690x525



520x520

### LAVABI DA INCASSO SOPRAPIANO

Built in washbasins on the countertop Einbauwashbecken Lavabos a recouvrement Lavabos encastre sobre encimera Раковина встраиваемая сверху

#### DAYTIME p. 134



615x430

#### DOLCEVITA p. 184



650x480

#### OVALINE p. 196



600x520

## PRODUCT INDEX

---

### LAVABI DA INCASSO SOTTOPIANO

Built in undercounter washbasins Einbauwashbecken unter der flache Lavabos a recouvrement sous plan Lavabos encastré bajo encimera Раковина встраиваемая снизу

#### HAPPY HOUR p. 114



440x440

500x380

#### CATERINE p. 196



570x425

### LAVABI SEMINCASSO

Half built in washbasins Halbeinbau Lavabos semi encastrere Lavabos semi encastré Полуистраиваемая раковина

#### HAPPY HOUR p. 114



480x480

### PIATTI DOCCIA

Shower Trays Duschwannen Receveurs de douche Platos de ducha Душевые поддоны

#### LIF h 30 mm Ceramic p. 154



1400x800

1200x800

1000x800


1400x700

1200x700

1000x700

900x700

#### DEDICATO h 30 mm Solitex® p. 160\*



STANDARD  
P. 700  
P. 800  
P. 900  
P. 1000

EDGE  
P. 700  
P. 800  
P. 900  
P. 1000

EDGE L SX  
P. 700  
P. 800  
P. 900  
P. 1000

EDGE L DX  
P. 700  
P. 800  
P. 900  
P. 1000

SU MISURA / CUSTOMIZED  
P. 700 P. 900  
P. 750-799 P. 1000  
P. 800  
P. 850-899


\* Per le misure disponibili vedi schede tecniche / For the available sizes, see technical data sheets / Für die verfügbaren Größen siehe technische Datenblätter  
Pour les tailles disponibles, voir les fiches techniques / Para conocer las medidas disponibles, consulte las fichas técnicas / Доступные размеры см. В технических паспортах

## PRODUCT INDEX

### VASI E BIDET SOSPESI

Wall-hung WCs and bidets Hängeklosetts und -bidets Cuvettes et bidets suspendus Inodoros y bidés suspendidos Унитазы и биде подвесные

**NEXT** p. 46



360x560

**ABITO** p. 40



355x560

**BEAT** p. 60



360x520

**LE FIABE** p. 84



365x560 LE FIABE

365x500 LE FIABE 50

**FUSION** p. 72



355x540  
FUSION



355x485  
FUSION COMPACT



355x530  
FUSION Q



350x480  
FUSION 48

**BIANCA** p. 66




360x520

**NIDO** p. 140



365x548

**ERIKA pro Q / ERIKA pro** p. 146



345x530 ERIKA pro Q



370x530 ERIKA pro

**SCULTURE** p. 178



400x600

### VASI E BIDET A TERRA

Floor-mounted WCs and bidets Standklosetts und -bidets Cuvettes et bidets au sol Inodoros y bidés de suelo Напольные унитазы и биде

**FUSION** p. 72



355x540 FUSION



355x670x380



350x480 FUSION 48

**BEAT** p. 60



360x520



360x620x370

**BIANCA** p. 66



360x520

## PRODUCT INDEX


### VASI E BIDET A TERRA

Floor-mounted WCs and bidets Standklosetts und -bidets Cuvettes et bidets au sol Inodoros y bidés de suelo Напольные унитазаы и биде

#### NEXT p. 46

#### LE FIABE p. 84

#### DAYTIME EVO p. 134



#### NIDO p. 140

#### SCULTURE p. 178



#### ERIKA pro Q / ERIKA pro p. 146

#### YOU & ME p. 174



#### DOLCEVITA p. 184



Hatria, azienda presente sul mercato dagli anni '70, è specializzata nella produzione di sanitari in ceramica di forme e tipologie diverse, dal design innovativo e rigorosamente Made in Italy. L'utilizzo di materie prime purissime, una prototipazione accurata e rigorosa, la gestione di tutte le fasi del processo produttivo, sono supportate da una solida tradizione ceramica, da un "saper fare" che nel tempo si è affiancato a sempre più sofisticate tecnologie. L'avanzatissimo impianto di produzione automatico sito a Teramo (Italy), base per lo sviluppo di una gamma completa di prodotti che rispondono alle rinnovate esigenze del bagno contemporaneo.

Hatria has been operating since the 1970s and specialises in the production of various types and sizes of ceramic bathroom fittings, with an innovative, 100% Italian design and craftsmanship. The use of extra-pure raw materials, a painstaking, rigorous prototyping process and the management of all stages of the production process are supported by a solid ceramic tradition and craftsmanship skills that over the years have been aided by increasingly sophisticated technologies. The cutting-edge automated production plant located in Teramo (Italy) is the base for the development of a complete range of products able to meet the evolving needs of the contemporary bathroom.

Hatria ist seit den 70er Jahren auf dem Markt präsent und auf die Herstellung von Sanitärkeramik in verschiedenen Formen und Typen, mit innovativem Design und aus strikt italienischer Herstellung, spezialisiert. Die Verwendung von reinsten Rohstoffen, ein akkurates und rigoroses Prototyping, die Kontrolle aller Phasen des Produktionsprozesses, werden von einer soliden Erfahrung im Bereich der Keramik unterstützt, von einem „Know-how“, das im Laufe der Zeit mit immer ausgefeilteren Technologien kombiniert wurde. In der hochmodernen automatisierten Produktionsstätte in Teramo (Italien) wird eine komplette Produktpalette entwickelt, die den gewachsenen Anforderungen an das moderne Bad gerecht wird.

L'entreprise Hatria, présente sur le marché depuis les années 70, est spécialisée dans la production de sanitaires en céramique de formes et types différents, au design innovant, rigoureusement fabriqués en Italie. L'utilisation de matières premières d'une grande pureté, la conception de prototypes soignés dans les moindres détails, la gestion de toutes les phases du processus de production, sont soutenues par une solide tradition céramique. Un savoir-faire qui, au fil du temps, a été associé à des technologies toujours plus avancées. Le site de production automatisé et ultra moderne de Teramo (Italie) permet le développement d'une gamme complète de produits qui répondent aux nouvelles exigences de la salle de bain contemporaine.

Hatria, empresa presente en el mercado desde los años 70, está especializada en la producción de artículos sanitarios de cerámica de diferentes formas y tipos, con un diseño innovador y estrictamente Made in Italy. El uso de materias primas puras, un prototipado preciso y correcto, la gestión de todas las fases del proceso de producción, están respaldadas por una sólida tradición cerámica, por un "know-how" que con el tiempo se ha combinado con tecnologías cada vez más sofisticadas. La avanzada planta de producción automática sita en Teramo (Italia) es la base para el desarrollo de una gama completa de productos que responden a las necesidades renovadas de los baños contemporáneos.

Компания Hatria, присутствующая на рынке с 70-х годов, специализируется на производстве многообразных типов и форм фаянсовой сантехники с инновационным дизайном, изготовление которой осуществляется полностью в Италии. Применение высококачественного сырья, тщательная разработка прототипов, управление всеми этапами производственного процесса дополняются большим опытом и знанием секретов производства с использованием все более совершенной технологии. В Терамо (Италия) находится передовое автоматизированное производство, позволяющее разрабатывать и выпускать полный ассортимент продукции, отвечающей новым требованиям современной ванной комнаты.



## TRADIZIONE MADE IN ITALY E AVANGUARDIA TECNOLOGICA

CERAMIC TRADITION MADE IN ITALY AND LEADING-EDGE TECHNOLOGY  
KERAMIKTRADITION AUS ITALIEN UND FORTSCHRITTLICHE TECHNOLOGIE  
TRADITION CÉRAMIQUE MADE IN ITALY ET TECHNOLOGIE D'AVANT-GARDE  
TRADICIÓN CERÁMICA MADE IN ITALY Y TECNOLOGÍA DE VANGUARDIA  
ТРАДИЦИИ КЕРАМИКИ «MADE IN ITALY» И ПЕРЕДОВЫЕ ТЕХНОЛОГИИ





Hatria opera in una direzione sostenibile attraverso la riduzione delle fonti energetiche in tutte le fasi del processo produttivo e l'eliminazione dell'impiego di energia per il riscaldamento, insieme a nuove soluzioni che permettono un risparmio nel consumo d'acqua durante l'utilizzo del sanitario. La certificazione del Sistema Qualità Hatria da parte del Certiquality-Certichim, secondo la norma UNI-EN-ISO 9001:2008, è un'ulteriore passo volto a garantire la massima performance dei nostri prodotti. Funzionalità e semplicità d'uso vanno di pari passo con la ricerca di un design raffinato firmato da designers internazionali quali Francesco Lucchese, Dal Lago Associati, Antonio Bullo, Nilo Gioacchini, Federico Sandri e Daniel Debiasi, Mario Alessiani.

Hatria places the accent on eco-sustainable production, by reducing the energy used at all stages of the process and eliminating the use of energy for heating, as well as adopting new solutions to save on the water used by the bathroom fittings. The certification of the Hatria Quality System on the part of Certiquality-Certichim, in accordance with the UNI-EN-ISO 9001:2008 standard, is a further step towards guaranteeing top product performance. Practical and user-friendly, with a sophisticated design by international names such as Francesco Lucchese, Dal Lago Associati, Antonio Bullo, Nilo Gioacchini, Federico Sandri and Daniel Debiasi, Mario Alessiani.

Für Hatria ist Nachhaltigkeit ein wichtiges Anliegen, erreicht wird dies durch Energieeinsparung auf allen Stufen des Produktionsprozesses, für die Heizung wird keine Energie verbraucht und es werden neue Lösungen entwickelt, die Einsparungen beim Wasserverbrauch bei der Nutzung von Sanitärtechnik im Bad ermöglichen. Die Zertifizierung des Qualitätsmanagementsystems von Hatria durch Certiquality-Certichim gemäß Norm UNI-EN-ISO 9001:2008 ist ein weiterer Schritt, um zu garantieren, dass unsere Produkte die beste Leistung bieten. Funktionalität und Einfachheit der Bedienung gehen Hand in Hand mit der Entwicklung eines raffinierten Designs, das von internationalen Designern wie Francesco Lucchese, Dal Lago Associati, Antonio Bullo, Nilo Gioacchini, Federico Sandri und Daniel Debiasi sowie Mario Alessiani gestaltet wurde.

Hatria a adopté des principes de durabilité à travers la réduction de la consommation d'énergie dans chaque phase du processus de production, l'élimination de l'utilisation d'énergie pour le chauffage et de nouvelles solutions d'économie d'eau dans les sanitaires. La certification du Système Qualité de conformité à la norme UNI-EN-ISO 9001:2008, que le Certiquality-Certichim a remise à Hatria, est un gage supplémentaire de l'excellence de nos produits. Fonctionnalité et simplicité d'utilisation vont de pair avec la recherche d'un design raffiné signé par des designers de renommée internationale tels que Francesco Lucchese, Dal Lago Associati, Antonio Bullo, Nilo Gioacchini, Federico Sandri, Daniel Debiasi et Mario Alessiani.

Hatria produce de forma sostenible a través de la reducción de las fuentes de energía en todas las fases del proceso de producción y la eliminación del uso de la energía para la calefacción, junto con nuevas soluciones que permiten un ahorro en el consumo de agua sanitaria. La certificación del Sistema de Calidad de Hatria por parte de Certiquality-Certichim, según la norma UNI-EN-ISO 9001:2008, es otro paso adelante destinado a garantizar el rendimiento máximo de nuestros productos. La funcionalidad y la simplicidad de uso van de la mano con la búsqueda de un diseño refinado firmado por diseñadores de fama internacional como Francesco Lucchese, Dal Lago Associati, Antonio Bullo, Nilo Gioacchini, Federico Sandri y Daniel Debiasi, Mario Alessiani.

Компания Hatria демонстрирует ответственное отношение к окружающей среде посредством сокращения потребления энергии на всех этапах производственного процесса и отказа от использования электроэнергии для отопления, а также посредством внедрения новых решений, позволяющих экономить расход воды при пользовании сантехникой. Сертификация Системы Качества Hatria на соответствие требованиям стандартов UNI-EN-ISO 9001:2008, проведенная Институтом Certiquality-Certichim, — это дальнейший шаг, направленный на обеспечение максимально высокого качества нашей продукции. Функциональность и простота дополняются разработкой изысканного дизайна с участием таких известных дизайнеров, как Франческо Луккесе, студии Dal Lago Associati, Антонио Булло, Нило Джоаккини, Федерико Сандри и Даниэла Дебиаси, а также Марио Алессиани.



4,5 lt

*hatria.*

## QUALITÀ SOSTENIBILE DAL DESIGN CONTEMPORANEO

SUSTAINABLE QUALITY FROM CONTEMPORARY DESIGN  
NACHHALTIGE QUALITÄT AUS ZEITGENÖSSISCHEM DESIGN  
LA QUALITÉ DURABLE DU DESIGN CONTEMPORAIN  
CALIDAD SOSTENIBLE DEL DISEÑO CONTEMPORÁNEO  
УСТОЙЧИВОЕ КАЧЕСТВО ОТ СОВРЕМЕННОГО ДИЗАЙНА



The new Hatria rimless wall hung WCs NEXT, ERIKA pro, BIANCA, FUSION, LE FIABE, BEAT flushing systems come with visible edges and use only a small amount of water, leaving no space for dirt and bacteria to form. This makes it extremely quick and easy to clean. Designed with an innovative flushing system that facilitates cleaning and maintenance, these ceramic wall hung rimless WCs are in any case installed in the same way as conventional WCs. Flushing and perfect cleaning are assured with just 4,5/3 litres of water.

Die neuen hänge Klosetts rimless NEXT, ERIKA pro, BIANCA, FUSION, LE FIABE, BEAT von Hatria benötigen dank des Spülsystems mit sichtbarem Rand nur eine geringe Wassermenge, lagern keinen Schmutz ab und fördern die Bakterienbildung nicht. Die Reinigung der Sanitäranlage ist daher extrem einfach und schnell. Diese nach einem innovativen Spülanlagenkonzept, das die Reinigung und Wartung erleichtert, produzierten spülrandlosen wandhängenden Klosetts aus Keramik behalten in jedem Fall die Installationseigenschaften von traditionellen Klosetts bei. Die Spülung und eine perfekte Reinigung werden mit nur 4,5/3 Litern Wasser gewährleistet.

Grâce au système de rinçage à bride ouverte qui ne consomme qu'un petit volume d'eau, dans les nouvelles cuvettes suspendu rimless Hatria NEXT, ERIKA pro, BIANCA, FUSION, LE FIABE, BEAT, les salissures ne forment plus de dépôt, de sorte que les bactéries ne peuvent plus s'y loger. La cuvette est ainsi plus facile et plus rapide à nettoyer. Dotées de cette technique de rinçage innovante qui facilite les opérations de nettoyage et d'entretien, ces cuvettes suspendues sans bride s'installent exactement comme des cuvettes traditionnelles. L'efficacité du rinçage et une propreté parfaite sont assurées avec 4,5/3 litres d'eau seulement.

Gracias al sistema de lavado con borde accesible, los nuevos inodoros suspendidos rimless NEXT, ERIKA pro, BIANCA, FUSION, LE FIABE, BEAT de Hatria no presentan zonas de depósito de suciedad ni formación de bacterias con solo usarse un poco de agua. La limpieza del inodoro resulta por tanto extremadamente simple y rápida. Hechos según un concepto innovador del conducto de desagüe, para facilitar las operaciones de limpieza y mantenimiento, estos inodoros suspendidos en cerámica sin canal de lavado mantienen igualmente todas las características de instalación de los inodoros tradicionales. El desagüe y una perfecta limpieza se garantizan con solo 4,5/3 litros de agua.

Новые подвесной унитаза rimless NEXT, ERIKA pro, BIANCA, FUSION, LE FIABE, BEAT производства Hatria, благодаря системе ополаскивания с открытым бортиком, используют минимальное количество воды и препятствуют образованию грязных отложений и формированию бактерий. Уборка такой сантехники становится исключительно простой и быстрой. Изготовленные по инновационной концепции системы слива, что существенно облегчает их очистку и содержание, эти керамические подвесные унитаза без бортика сохраняют неизменными монтажные характеристики традиционных унитаза. Слив и абсолютная чистота обеспечиваются всего лишь 4,5/3 литрами воды.



## PURE RIM® PIÙ IGIENE, MENO ACQUA, ZERO BATTERI

MORE HYGIENE, LESS WATER, ZERO BACTERIA  
MEHR HYGIENE, WENIGER WASSER, NULL BAKTERIEN  
HYGIÈNE OPTIMALE, MOINS D'EAU CONSOMMÉE, ZÉRO BACTÉRIE  
MÁS HIGIENE, MENOS AGUA, CERRO BACTERIAS  
БОЛЬШЕ ГИГИЕНЫ, МЕНЬШЕ ВОДЫ, НОЛЬ БАКТЕРИЙ

I nuovi vasi sospesi rimless NEXT, ERIKA pro, BIANCA, FUSION, LE FIABE, BEAT di Hatria grazie al sistema di risciacquo con bordo a vista, utilizzando soltanto una piccola quantità d'acqua, non presentano zone di deposito sporco e formazione di batteri. La pulizia del sanitario risulta così estremamente semplice e veloce. Realizzati secondo un concetto innovativo del sistema di scarico, per facilitare le operazioni di pulizia e manutenzione, questi vasi sospesi in ceramica senza brida mantengono comunque inviarate le caratteristiche di installazione dei tradizionali vasi. Lo scarico ed una perfetta pulizia sono garantiti con soli 4,5/3 litri d'acqua.



**NEXT**  
4,5 lt VASO SOSPESO  
wall hung wc



4,5 lt VASO FILO MURO  
back to wall wc



**ERIKA pro**  
4,5 lt VASO SOSPESO  
wall hung wc



4,5 lt VASO FILO MURO  
back to wall wc



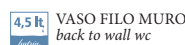
**BIANCA**  
4,5 lt VASO SOSPESO  
wall hung wc



4,5 lt VASO FILO MURO  
back to wall wc



**FUSION**  
4,5 lt VASO SOSPESO  
wall hung wc



4,5 lt VASO FILO MURO  
back to wall wc

VASO MONOBLOCCO  
coupled wc



**LE FIABE**  
4,5 lt VASO SOSPESO  
wall hung wc



4,5 lt VASO FILO MURO  
back to wall wc

VASO MONOBLOCCO  
coupled wc



**BEAT**  
4,5 lt VASO SOSPESO  
wall hung wc



4,5 lt VASO FILO MURO  
back to wall wc

VASO MONOBLOCCO  
coupled wc



**FUSION COMPACT**  
4,5 lt VASO SOSPESO  
wall hung wc





Alchemy è un innovativo e tecnologico trattamento delle superfici ceramiche che dona ai sanitari brillantezza unica, massima resistenza ed inattaccabilità. Pensato per garantire igiene e durata nel tempo, Alchemy si associa a nuove forme dal design esclusivo, rese possibili da un impasto di proprietà esclusiva Hatria, che coniuga un alto valore estetico a un significativo rispetto per l'ambiente. Alchemy prende forma e si completa grazie allo studio di un impasto speciale, che consente un design dagli spessori sottilissimi. L'evoluzione di un design contemporaneo, elegante e ricercato unito comunque ad un'inalterata resistenza della ceramica, si traduce nella nuova collezione di lavabi Happy Hour Slim. Alchemy allarga la sua proposta anche alla collezione di sanitari Fusion. Happy Hour Slim e Fusion, un equilibrio perfetto di forme e contenuti.

Alchemy is an innovative, high-tech treatment for finishing ceramic surfaces that gives sanitary fixtures a unique shine and unbeatable toughness, with resistance to microbes and deposits. Conceived to guarantee hygiene and durability, Alchemy combines with new, exclusively styled forms made possible by a Hatria proprietary body mix, which delivers outstanding aesthetic values together with significant environmental benefits. Alchemy takes shape and is completed thanks to the development of a special bod mix, allowing the slenderest of designs. The evolution of contemporary, elegant, sophisticated design without any reduction in the strength of the ceramic material gives us the new Happy Hour Slim collection of washbasins. Alchemy extends its reach to include the Fusion sanitary fixture collection. Happy Hour Slim and Fusion, the perfect balance between forms and contents.

Alchemy ist eine innovative Veredelung keramischer Oberflächen, die den Sanitärartikeln einzigartige Brillanz sowie höchste Beständigkeit und Widerstandsfähigkeit verleiht. Konzipiert für Hygiene und Langlebigkeit, kommt Alchemy in einer neuen, geschmackvollen Formensprache zum Ausdruck. Dies ist der exklusiven Keramikmasse von Hatria zu verdanken, die hohe Ansprüche in Bezug auf Ästhetik und Nachhaltigkeit erfüllt. Dank der Entwicklung einer besonderen Keramikmasse, die extrem dünne Wandstärken ermöglicht, zeigt sich Alchemy in vollendeter Form. Das moderne Design von formvollendeter Eleganz und die dauerhafte Beständigkeit der Keramik sind die überzeugenden Merkmale der neuen Waschtisch-Kollektion Happy Hour Slim. Alchemy erstreckt sich auch auf die Sanitärkollektion Fusion. Happy Hour Slim und Fusion, eine perfekte Balance aus Formvollendung und Funktionalität

Alchemy est un tout nouveau traitement révolutionnaire pour les surfaces céramiques. Avec lui, les sanitaires brillent d'un éclat unique et ils garantissent une solidité maximale et une résistance totale. Mis au point pour garantir hygiène et durabilité, Alchemy épouse des formes nouvelles et exclusives, pétries à partir d'une pâte qui est la propriété exclusive de Hatria, en mesure de conjuguer esthétique supérieure et respect profond pour l'environnement. Alchemy prend corps et se complète par la mise au point d'une pâte spéciale qui permet d'élaborer des formes extrêmement fines. La nouvelle collection de lavabos Happy Hour Slim résume l'évolution d'un design contemporain, élégant et raffiné, auquel s'ajoute la résistance exceptionnelle de la céramique. Alchemy s'applique aussi à la collection de sanitaires Fusion. Happy Hour Slim et Fusion, un parfait équilibre entre formes et contenus.

Alchemy es un tratamiento de las superficies cerámicas innovador y tecnológico que confiere un brillo único a los sanitarios, así como máxima resistencia e invulnerabilidad. Pensado para garantizar higiene y durabilidad, Alchemy se asocia a nuevas formas de diseño exclusivo, hechas posibles gracias a una masa, propiedad exclusiva de Hatria, que conjuga un alto valor estético con un significativo respeto medioambiental. Alchemy toma forma y se completa gracias al estudio de una pasta especial que permite un diseño de grosores muy reducidos. La evolución de un diseño contemporáneo, elegante y sofisticado, sumado a la inalterada resistencia de la cerámica, se traduce en la nueva colección de lavabos Happy Hour Slim. Alchemy amplía su propuesta a la colección de sanitarios Fusion. Happy Hour Slim y Fusion, un perfecto equilibrio de formas y contenidos.

Alchemy - это инновационная технологическая обработка керамических поверхностей, наделяющая сантехнику уникальным блеском, максимальной прочностью и стойкостью. Обработка Alchemy была создана для обеспечения гигиены и долговечности. Она сочетается с новыми эксклюзивными дизайнерскими формами, полученными благодаря смеси, являющейся эксклюзивной разработкой компании Hatria и объединяющей престижную эстетику с высоким уважением к природе. Alchemy приобретает форму и пополняется разработкой специальной смеси для дизайна моделей с очень тонкими стенками. Эволюция современного элегантного и изысканного дизайна в сочетании с прочностью и неизменностью керамики заложена в основу новой коллекции умывальников Happy Hour Slim. Alchemy расширяет свою сферу применения, включая также коллекцию сантехники Fusion. Happy Hour Slim и Fusion - отличное равновесие форм и содержания.

## ALCHEMY L'ESPRESSIONE DELLO SMALTO, LA RICERCATEZZA DEL DESIGN

EXPRESSIVE GLAZE, SOPHISTICATED DESIGN  
DIE AUSDRUCKSKRAFT DER GLASUR, DIE FINESSE DES DESIGNS  
L'EXPRESSION DE L'ÉMAIL, LA SOPHISTICATION DU DESIGN  
LA EXPRESIÓN DEL ESMALTE, LA SOFISTICACIÓN DEL DISEÑO  
ВЫРАЗИТЕЛЬНОСТЬ ГЛАЗУРИ, ИЗЫСКАННОСТЬ ДИЗАЙНА



**ANTIBATTERICO**

ANTIBACTERIAL / ANTIBAKTERIELL /  
ANTIBACTÉRIEN / ANTIBACTERIANO /  
АНТИБАКТЕРИАЛЬНОСТЬ

**ANTICALCARE**

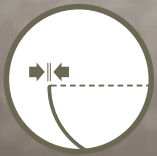
ANTI-LIMESCALE / KALKABWEISEND /  
ANTICALCAIRE / ANTICAL / ЗАЩИТА  
ОТ ИЗВЕСТКОВОГО НАЛЕТА

**INALTERABILE**

TIMELESS / BESTÄNDIG / INALTÉRABLE /  
INALTERABLE / НЕИЗМЕННОСТЬ

**IDROFUGO**

WATER-REPELLENT / WASSERABWEISEND /  
ÉTANCHE À L'EAU / IMPERMEABLE /  
ВОДООТТАЛКИВАЕМОСТЬ

**BORDO ULTRASOTTILE**

ULTRASLIM EDGE / EXTRADÜNNE KANTE /  
BORD ULTRA FIN / BORDE ULTRAFINO /  
СВЕРХТОНКИЕ СТЕНКИ

**NUOVA GAMMA COLORE**

NEW COLOUR RANGE / NEUE FARBPALETTE /  
NOUVELLE PALETTE DE COULEURS /  
NUEVA GAMA CROMÁTICA /  
НОВАЯ ЦВЕТОВАЯ ГАММА



Il nuovo smalto di base, che aiuta a isolare la superficie da microbi e batteri, viene applicato all'intera gamma prodotti di Hatria, migliorandone la qualità e ponendo attenzione all'esigenza sempre più elevata in materia di prevenzione e salute, con la garanzia di una maggiore igiene e sicurezza all'interno di ogni ambiente bagno.

#### **PIU' IGIENE, QUALITÀ E PREVENZIONE**

The new base glaze, which helps keep microbes and bacteria away from the surface, is applied to the entire Hatria product range, improving quality and placing the accent on the increasing importance of prevention and safeguarding health, guaranteeing better hygiene and safety in every bathroom.

#### **BETTER HYGIENE, QUALITY AND PREVENTION**

Der neue Basislack, der die Oberfläche gegen Mikroben und Bakterien schützt, wird jetzt für die gesamte Produktpalette von Hatria verwendet, dadurch wird die Qualität verbessert und dem immer größer werdenden Bedürfnis nach Prävention und Gesundheit besondere Beachtung geschenkt, mit der Garantie für mehr Hygiene und Sicherheit in jedem Badezimmer.

#### **MEHR HYGIENE, QUALITÄT UND PRÄVENTION**

Le nouvel émail de base, qui contribue à protéger la surface des microbes et des bactéries, est appliqué sur l'ensemble de la gamme des produits Hatria. Il améliore leur qualité et répond aux exigences toujours plus élevées en matière de prévention et de santé, avec la garantie d'une hygiène et d'une sécurité accrues à l'intérieur de chaque salle de bain.

#### **PLUS D'HYGIÈNE, PLUS DE QUALITÉ ET PLUS DE PRÉVENTION**

El nuevo esmalte base, que ayuda a aislar la superficie de microbios y bacterias, se aplica a toda la gama de productos de Hatria, mejora la calidad y responde a la necesidad cada vez mayor en materia de prevención y salud, con la garantía de higiene y seguridad en el cuarto de baño.

#### **MÁS HIGIENE, CALIDAD Y PREVENCIÓN**

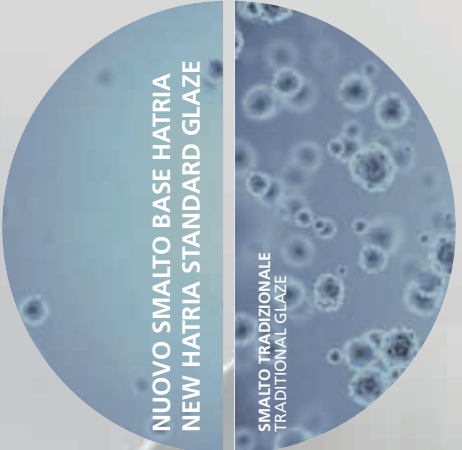
Новая эмалевая грунтовка, позволяющая защитить поверхности от скопления микробов и бактерий, наносится на изделия всего ассортимента сантехники Hatria, что повышает их качество и позволяет соблюдать постоянно растущие требования по профилактике и защите здоровья, обеспечивая более высокий уровень гигиены и безопасности в каждом помещении ванной комнаты.

#### **БОЛЬШЕ ГИГИЕНЫ, КАЧЕСТВА И ПРОФИЛАКТИКИ**



## **SMALTO ANTIBATTERICO IGIENE E SICUREZZA SU TUTTI I PRODOTTI**

ANTIBACTERIAL GLAZE\_HYGIENE AND SAFETY ON ALL PRODUCTS /  
ANTIBAKTERIELLE GLASUR\_HYGIENE UND SICHERHEIT BEI ALLEN  
PRODUKTEN / ÉMAIL ANTIBACTÉRIEN\_HYGIÈNE ET SÉCURITÉ SUR TOUS  
LES PRODUITS / ESMALTE ANTIBACTERIANO\_HIGIENE Y SEGURIDAD EN  
TODOS LOS PRODUCTOS / АНТИБАКТЕРИАЛЬНАЯ ЭМАЛЬ\_ГИГИЕНА И  
БЕЗОПАСНОСТЬ ВСЕХ ИЗДЕЛИЙ



NUOVO SMALTO BASE HATRIA  
NEW HATRIA STANDARD GLAZE

SMALTO TRADIZIONALE  
TRADITIONAL GLAZE



# ALCHEMY

## QUALITÀ ESCLUSIVE

EXCLUSIVE FEATURES / EXKLUSIVE VORZÜGE / DES QUALITÉS EXCLUSIVES /  
CUALIDADES EXCLUSIVAS / ЭКСКЛЮЗИВНЫЕ СВОЙСТВА



### ANTICALCARE

ANTI-LIMESCALE  
KALKABWEISEND  
ANTICALCAIRE  
ANTICAL  
ЗАЩИТА ОТ ИЗВЕСТКОВОГО НАЛЕТА

#### SUPERFICI SEMPRE BRILLANTI, INATTACCABILI E SEMPLICI DA PULIRE

L'aggiunta di cristallina anticalcare negli smalti dona alla superficie ceramica un effetto brillante e lucente, ineguagliabile. Alchemy garantisce grande resistenza ai depositi e all'adesione di calcare, a vantaggio della pulizia che risulta più semplice ed eco sostenibile.

#### EASY-CLEAN SURFACES, RESISTANT TO DEPOSITS AND WITH A CONSTANT SHINE

The addition of anti-limescale frit to glazes creates a uniquely bright, shiny ceramic surface. Alchemy guarantees outstanding resistance to limescale and other deposits, making cleaning easier and more environment-friendly.

#### IMMER BRILLANTE, BESTÄNDIGE UND REINIGUNGSFREUNDLICHE OBERFLÄCHEN

Der Zusatz von kalkabweisendem Kristallin in den Glasuren verleiht der keramischen Oberfläche eine einzigartige Brillanz. Alchemy gewährleistet eine hohe Beständigkeit gegenüber der Anhaftung und Ablagerung von Kalk, was den der Reinigungsaufwand mindert – zum Schutz der Umwelt.

#### DES SURFACES TOUJOURS BRILLANTES, ULTRA RÉSISTANTES ET SIMPLES À NETTOYER

Une fritte anticalcaire est incorporée à l'émail pour donner à la surface céramique une brillance et un éclat sans pareils. Alchemy protège la surface contre les dépôts et les accumulations de calcaire. Le nettoyage est alors plus simple et plus écologique.

#### SUPERFICIES SIEMPRE BRILLANTES, INVULNERABLES Y FÁCILES DE LIMPIAR

La añadidura de partículas cristalinas antical a los esmaltes otorga a la superficie cerámica un efecto brillante y luminoso inigualable. Alchemy garantiza una gran resistencia a depósitos e incrustaciones de cal, en beneficio de la limpieza, que de este modo resulta más sencilla y ecosostenible.

#### ВСЕГДА БЛЕСТЯЩИЕ, СТОЙКИЕ ПОВЕРХНОСТИ, КОТОРЫЕ ЛЕГКО ЧИСТЯТСЯ

Добавка в глазурь прозрачного компонента, защищающего от известкового налета, наделяет керамическую поверхность бесподобным блеском. Alchemy гарантирует большую устойчивость к скоплению и отложению известкового налета, обеспечивая более легкую и экологичную очистку.



### INALTERABILE

TIMELESS  
BESTÄNDIG  
INALTÉRABLE  
INALTERABLE  
НЕИЗМЕННОСТЬ

#### MASSIMA RESISTENZA, GARANZIA DI DURATA NEL TEMPO

Tecnologie ricercate ed applicate al prodotto determinano qualità e resistenza. Alchemy offre caratteristiche davvero uniche, le superfici diventano difficili da graffiare o segnare, scalfire o rovinare. Qualsiasi macchia o segno è facilmente ripristinabile. Inalterabile nel tempo.

#### MAXIMUM STRENGTH, GUARANTEED DURABILITY

Sophisticated technologies applied to the product to ensure its quality and strength. Alchemy offers truly unique characteristics; surfaces become highly resistant to scratches, marks, chips or damage. Any stain or mark can easily be removed. Immune to time.

#### HÖCHSTE BESTÄNDIGKEIT, GARANTIERTE LANGLEBIGKEIT

Ausgefeilte Technologien sorgen für Qualität und Beständigkeit. Alchemy bietet wirklich einzigartige Eigenschaften, da die Oberflächen unempfindlicher gegen Kratzer, Spuren, Schrammen oder Beschädigungen werden. Flecken oder Spuren lassen sich somit leicht entfernen. Dauerhaft beständig.

#### UNE RÉSISTANCE MAXIMALE, UNE GARANTIE DE DURABILITÉ


La sophistication des technologies dote le produit d'une grande qualité et d'une grande résistance. Alchemy apporte des caractéristiques vraiment exceptionnelles : les surfaces sont difficiles à érafler, à rayer, à marquer ou à abîmer. Les taches ou traces sont très faciles à éliminer. Inaltérable dans le temps.

#### MÁXIMA RESISTENCIA, GARANTÍA DE DURABILIDAD

La sofisticada tecnología aplicada al producto determina calidad y resistencia. Alchemy brinda unas características verdaderamente únicas que hacen que las superficies resulten de lo más resistentes a sufrir arañazos, señales y rayas, así como al deterioro. Las manchas o señales se borran fácilmente. Inalterable frente al paso del tiempo.

#### МАКСИМАЛЬНАЯ ПРОЧНОСТЬ - ГАРАНТИЯ ДОЛГОВЕЧНОСТИ

Передовые технологии, применяемые к продукции, обеспечивают ее качество и прочность. Alchemy предлагает на самом деле уникальные характеристики, благодаря которым поверхности надежно защищены от царапин, отметин, повреждений и порчи. Любое пятно или след можно легко устранить. Неизменность с течением времени.



### IDROFUGO

WATER-REPELLENT  
WASSERABWEISEND  
ÉTANCHE À L'EAU  
IMPERMEABLE  
ВОДООТТАЛКИВАЕМОСТЬ

#### PROPRIETÀ AUTOPULENTE, FACILE MANUTENZIONE

Il risultato di questi speciali benefici tecnici avviene anche grazie ad un particolare trattamento idrofugo applicato allo smalto. Alchemy ha un effetto sorprendente sulla superficie, permettendo all'acqua e alle gocce di scivolare più agevolmente, evitandone l'accumulo e il ristagno (effetto loto).

#### SELF-CLEANING PROPERTIES, EASY CARE

The results of these specific technical benefits are thanks in part to a special water-repellent treatment applied to the glaze. Alchemy has a surprising effect on the surface, enabling water and droplets to slip off it more easily, preventing them from building up or stagnating (lotus effect).

#### SELBSTREINIGUNG, REINIGUNGSFREUNDLICHKEIT

Diese speziellen technischen Vorzüge werden auch dank einer besonderen Veredelung der Glasur zur Geltung, die der Oberfläche wasserabstoßende Eigenschaften verleiht. Alchemy hat eine verblüffende Wirkung auf die Oberfläche. Das Wasser und die Tropfen können leichter abperlen, wodurch eine ständige Benetzung verhindert wird (Lotuseffekt).

#### QUALITÉS AUTONETTOYANTES, ENTRETIEN FACILE

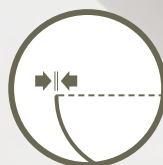
Ces avantages techniques particuliers se basent sur le traitement d'étanchéité appliqué à l'émail. Alchemy laisse sur la surface un effet surprenant. L'eau et les gouttes glissent plus facilement, évitant ainsi les accumulations et les stagnations (effet lotus).

#### PROPIEDADES AUTOLIMPIADORAS, FÁCIL MANTENIMIENTO

El resultado de estas ventajas técnicas se logra asimismo gracias al tratamiento impermeable especial que se le da al esmalte. Alchemy tiene un efecto sorprendente sobre la superficie, permite que el agua y las gotas resbalen más fácilmente, evitando que se acumulen y se estancuen (efecto loto).

#### САМООЧИЩАЕМОСТЬ, ЛЕГКИЙ УХОД

Эти технические преимущества обеспечены также специальным водоотталкивающим покрытием, которое наносится на глазурь. Alchemy образует удивительный эффект на поверхности: эта обработка обеспечивает более легкое стекание воды и капель, не допуская их скопления и застоя (эффект лотоса).



### BORDO ULTRASOTTILE

ULTRASLIM EDGE  
EXTRADÜNNE KANTE  
BORD ULTRA FIN  
BORDE ULTRAFINO  
СВЕРХТОНКИЕ СТЕНКИ

#### ELEGANZA E PERFEZIONE, INALTERATA RESISTENZA

Nuova estetica, **solo 5 mm di spessore.**

#### ELEGANCE AND PERFECTION, WITH NO REDUCTION IN STRENGTH

New look, **just 5 mm thick.**

#### ELEGANZ UND PERFEKTION, DAUERHAFTE BESTÄNDIGKEIT

Neue Optik, **nur 5 mm Wandstärke.**

#### ÉLÉGANCE ET PERFECTION, RÉSIDENCE EXCEPTIONNELLE.

Nouvelle esthétique, **seulement 5 mm d'épaisseur.**

#### ELEGANCIA Y PERFECCIÓN, RESISTENCIA INALTERADA

Nueva estética, **solo 5 mm de grosor.**

#### ЭЛЕГАНТНОСТЬ И СОВЕРШЕНСТВО, НЕ ИЗМЕНЯЮЩАЯСЯ ПРОЧНОСТЬ

Новая эстетика, **толщина всего лишь в 5 мм.**







# ALCHEMY

## FANTASIA DI COLORI

AN ARRAY OF COLOURS / FARBPHERANTASIE / FANTASIE DE COULEURS /  
FANTASÍA CROMÁTICA / ШИРОКАЯ ПАЛИТРА ЦВЕТОВ



- 01 BIANCO  
WHITE
- 25 BIANCO MATT  
WHITE MATT
- 12 AVORIO  
IVORY
- 29 TABACCO  
TOBACCO
- 28 CRETA  
CRETE
- 46 SELVA  
FOREST
- 26 SABBIA  
SAND
- 07 CEMENTO  
CEMENT
- 08 ANTRACITE  
ANTHRACITE
- 45 CENERE  
ASH
- 06 LAVAGNA  
BLACKBOARD
- 02 NERO MATT  
BLACK MATT



**NUOVA GAMMA COLORE**  
NEW COLOUR RANGE  
NEUE FARBPLETTE  
NOUVELLE PALETTE DE COULEURS  
NUEVA GAMA CROMÁTICA  
НОВАЯ ЦВЕТОВАЯ ГАММА



# HAPPY HOUR SLIM

NUOVA ESTETICA DAI BORDI ULTRASOTTILI  
NEW LOOK WITH ULTRA-THIN EDGES



### FUSION p. 72



FUSION 355x540

FUSION 48 350x480



FUSION COMPACT 355x485

### BEAT p. 60



360x520

### BIANCA p. 66




360x520

### ERIKA pro Q p. 146



345x530

### NIDO p. 140



365x550

365x550

360x560

355x555

### LE FIABE p. 84



365x555

365x555

370x555

365x500

### HAPPY HOUR SLIM



250x250



400x400



440x440



500x380



550x380



01 BIANCO  
WHITE



25 BIANCO MATT  
WHITE MATT

12 AVORIO  
IVORY

29 TABACCO  
TOBACCO

28 CRETA  
CRETE

46 SELVA  
FOREST

26 SABBIA  
SAND

07 CEMENTO  
CEMENT

08 ANTRACITE  
ANTHRACITE

45 CENERE  
ASH

06 LAVAGNA  
BLACKBOARD

02 NERO MATT  
BLACK MATT





01

**BIANCO MATT / WHITE MATT**

01: HAPPY HOUR SLIM 06:00s





**NERO MATT / BLACK MATT**

02: HAPPY HOUR SLIM 05:00s

03: HAPPY HOUR SLIM 06:00s, WC + BIDET FUSION

---



04

**CRETA / CRETE**

04: HAPPY HOUR SLIM 05:00s



05



**AVORIO / IVORY**

05: HAPPY HOUR SLIM 06:00s, WC + BIDET FUSION, DEDICATO SHOWER TRAY

---









07

**TABACCO / TOBACCO**

06: HAPPY HOUR SLIM 07:00s, WC + BIDET FUSION  
07: HAPPY HOUR SLIM 06:00s, WC + BIDET FUSION

---



08

**LAVAGNA / BLACKBOARD**

08: HAPPY HOUR SLIM 11:00s, WC + BIDET FUSION  
09: HAPPY HOUR SLIM 06:00s, WC FUSION

---





10

**CENERE / ASH**

10: HAPPY HOUR SLIM 07:00s, WC + BIDET FUSION

---





11

**CENERE / ASH**

11: HAPPY HOUR SLIM 06:00s, WC FUSION






**SABBIA / SAND**

12: HAPPY HOUR SLIM 18:00s

13: HAPPY HOUR SLIM 06:00s

14: HAPPY HOUR SLIM 11:00s







17

**ANTRACITE / ANTHRACITE**

15: HAPPY HOUR SLIM 06:00s

16: HAPPY HOUR SLIM 18:00s

**CEMENTO / CEMENT**

17: HAPPY HOUR SLIM 18:00s, WC + BIDET FUSION





**CEMENTO / CEMENT**

15: HAPPY HOUR SLIM 06:00s, DEDICATO SHOWER TRAY  
16: HAPPY HOUR SLIM 11:00s, DEDICATO SHOWER TRAY

---







# ABITO

UN NUOVO ABITO PER IL BAGNO CONTEMPORANEO  
A NEW OUTFIT FOR THE CONTEMPORARY BATHROOM



Finely designed forms meet the excellence of a vibrant ceramics tradition of exciting styling and technological innovation. The result is a revolutionary concept that makes sanitary fittings genuine interior design features, that blend into any bathroom with versatility and lightness of touch. A sophisticated but user-friendly system allows the casings of WCs and bidets to be replaced, with a choice from an exquisite range of colours, selected to suit different styles and give everyone the creative freedom to build up their own ideal bathroom.

Formschönes Design trifft auf erstklassige keramische Tradition, die Ästhetik und HighTech in den Mittelpunkt stellt. Daraus entsteht ein bahnbrechendes Konzept, das Sanitäreinrichtungen zu regelrechten Einrichtungsobjekten avancieren lässt, die sich durch ihre Vielseitigkeit leicht in jedes Badezimmer einfügen. Ein raffiniertes System ermöglicht es, WC- und Bidetverkleidungen einfach und problemlos zu erneuern. Die ausgesuchte Palette an reizvollen Farben bietet für jeden Stil das Richtige und genügend Gestaltungsfreiraum für das eigene Traumbad.

Le design de la forme épouse l'excellence d'une tradition céramique qui alimente la recherche esthétique et l'innovation technologique. Telles sont les bases d'un concept révolutionnaire qui transforme les sanitaires en véritables accessoires de décoration qui s'inscrivent, en douceur et en légèreté, dans tous les types de salles de bains. Un système sophistiqué, mais simple à utiliser, permet de remplacer le carénage de la cuvette et du bidet. Les couleurs élégantes ont été mises au point pour s'adapter à des styles multiples et laisser ainsi libre cours à la créativité personnelle afin de composer la salle de bains idéale.

El diseño de la forma se alía con la excelencia de una tradición cerámica que mantiene vivas la búsqueda estética y la innovación tecnológica. De ahí nace un concepto revolucionario que convierte los sanitarios en verdaderos complementos decorativos que integran con versatilidad y ligereza en el espacio del baño. Un sistema sofisticado, pero de uso sencillo, permite substituir la carena del inodoro y el bidet eligiendo dentro de una gama selecta de refinados colores, estudiados para adecuarse a diferentes estilos; de este modo, se deja campo abierto a la expresión personal de la creatividad para que cada uno construya su baño ideal.

Дизайнерские формы сливаются с совершенством керамических традиций, продолжая эстетические исследования и технологическую новизну. Из этих предпосылок рождается революционно новых подход, благодаря которому сантехника становится самым настоящим предметом оформления, легко и универсально вписывающимся в интерьер любой ванной комнаты. Изысканная, но простая в применении система позволяет заменить наружный корпус унитаза и биде, выбирая их из тщательно продуманного ассортимента цветов, созданного с тем, чтобы удовлетворять разные стили и оставлять место индивидуальному творчеству в подборе идеальной ванной комнаты.



## ABITO UNO STILE SU MISURA

TAILOR-MADE STYLE  
EIN STIL NACH MASS  
UN STYLE SUR MESURE  
UN ESTILO A MEDIDA  
СТИЛЬ НА ЗАКАЗ

Il design della forma incontra l'eccellenza di una tradizione ceramica che mantiene viva la ricerca estetica e l'innovazione tecnologica. Da qui nasce un rivoluzionario concetto che rende i sanitari veri e propri complementi di arredo da integrare con versatilità e leggerezza a qualsiasi ambiente bagno. Un sistema sofisticato, ma semplice nell'utilizzo, permette di sostituire la carena di vaso e bidet scegliendo tra una gamma selezionata di colori, studiati per adattarsi a stili differenti che lasciano libero spazio alla creatività di ognuno, per costruire il proprio bagno ideale.

1000x555

580x450

580x450

355x560

01 BIANCO  
WHITE

25 BIANCO MATT  
WHITE MATT

12 AVORIO  
IVORY

29 TABACCO  
TOBACCO

28 CRETA  
CRETE

46 SELVA  
FOREST

26 SABBIA  
SAND

07 CEMENTO  
CEMENT

08 ANTRACITE  
ANTHRACITE

45 CENERE  
ASH

06 LAVAGNA  
BLACKBOARD

02 NERO MATT  
BLACK MATT



**LO CAMBIO QUANDO VOGLIO**

*Change it when you like  
Beliebig wechselbar  
Je le change quand je veux  
Lo cambio cuando quiera  
Могу поменять его, когда захочу*

**LO SCELGO ANCHE DOPO**

*Add it later if you choose  
Auch nachträglich auswählbar  
Je peux aussi le choisir après  
Lo elijo incluso después de la instalación  
Могу выбрать его позже*

**LO SOSTITUISCO DA SOLO**

*Replace it yourself  
Eigenhändig austauschbar  
Je le remplace tout seul  
Lo pongo yo mismo  
Могу заменить его самостоятельно*



**CEMENTO / CEMENT**

01: LAVABO 58 D'APPOGGIO

**TABACCO / TOBACCO**

02: LAVABO 58 D'APPOGGIO

01-02: *surface-mounted washbasin 58*





03



04



05

**AVORIO / IVORY**

03: LAVABO 58 D'APPOGGIO

**NERO MATT / BLACK MATT**

04: LAVABO 58 D'APPOGGIO

05: VASO + BIDET SOSPESI

*03-04: surface-mounted washbasin 58*

*05: wall hung wc + bidet*



# NEXT

DIAMO UN TAGLIO AL PASSATO  
LET'S TAKE A BREAK WITH THE PAST



A new more compact discharge system makes the sanitaryware more streamlined and allows hiding the discharge. The brand-new shape alludes to the fact that something has changed compared to the past. The concept of Next comes from the need to convey a unique technical innovation through design which celebrates the aesthetic nature of ceramic. Next, an aesthetic celebration of ceramic expressed in a meeting of surprising curves. The fairing is complete and hides everything in its interior; **the siphon disappears and becomes invisible.**

Ein kompakteres neues Spülsystem, dank dessen die sanitäre Anlage schlanker wird und der Abfluss verborgen bleibt. Die Form wurde deutlich abgeändert, als wollte man einen Teil abschneiden, damit man erahnen kann, dass es im Vergleich zur Vergangenheit eine Änderung gegeben hat. Das Konzept von Next entspringt dem Bedürfnis, anhand des Designs über eine in ihrer Art einzigartige technische Innovation zu berichten, die das ästhetische Ergebnis der Keramik optimal zur Geltung bringt. Next, die ästhetische Verherrlichung der Keramik, die sich in Form der Überkreuzung erstaunlicher Kurven offenbart. Die komplette Verkleidung verbirgt alles in ihrem Inneren; **der Siphon verschwindet und ist nicht mehr zu sehen.**

Un nouveau système d'évacuation plus compact qui permet aux sanitaires d'être plus élancés et de dissimuler ledit système. L'intervention a eu lieu sur la forme de manière nette, comme pour en supprimer une partie et laisser présager qu'une modification a été faite par rapport au passé. Le concept de Next naît de l'exigence de raconter, à travers le design, une innovation technique unique en son genre, qui exalte au maximum le résultat esthétique de la céramique. Next, l'exaltation esthétique de la céramique se manifeste en un entrelacement surprenant de courbes. Le carénage est complet et cache tout en son intérieur; **le siphon disparaît et devient invisible.**

Un nuevo sistema de descarga más compacto que le permite al inodoro ser más fino al esconder la descarga. Se ha intervenido directamente en la forma al cortar una parte como para mostrar que ha habido un cambio con respecto al pasado. El concepto de Next nace de la necesidad de querer expresar a través del diseño una innovación técnica exclusiva que exalta al máximo el resultado estético de la cerámica. Next, la exaltación de la cerámica que se manifiesta en un cruce de curvas sorprendentes. La carenadura es completa y lo esconde todo en su interior; **el sifón desaparece volviéndose invisible.**

Новая более компактная система смыва делает конструкцию унитаза менее громоздкой и позволяет спрятать слив. Форма как бы говорит о том, что у нее хотели отнять часть ее, и что с ней в прошлом что-то произошло. Концепция модели Next рождена желанием рассказать посредством дизайна об уникальном в своем роде техническом новшестве, позволившем максимально подчеркнуть эстетический результат керамики. В модели Next эстетика керамики проявляется в удивительном сочетании изогнутых линий. Обтекаемый корпус полностью все скрывает, **и сливной сифон становится невидимым.**



## NEXT

### ABBIAMO NASCOSTO L'INNOVAZIONE PER ESALTARE LA BELLEZZA

WE HAVE HIDDEN ITS INNOVATION TO WIDESPREAD ITS BEAUTY /  
WIR HABEN DIESE INNOVATION VERSTECKT UM IHRE SCHÖNHEIT  
ZU STEIGERN / NOUS AVONS DISSIMULÉ SON INNOVATION POUR  
EXALTER SA BEAUTÉ / NOS CONCILEACIONES TECNOLOGIA PARA  
EXALTER LA BELLEZA / МЫ СКРЫВАЛИ СВОЕ НОВШЕСТВО  
ВОЗВЫСИТЬ СВОЮ КРАСОТУ

Un nuovo sistema di scarico più compatto, che permette al sanitario di essere più slanciato e nascondere lo scarico. Si è agito sulla forma in maniera netta, come a volerne tagliare una parte per far intuire che rispetto al passato è accaduto qualcosa. Il concept di Next, nasce dall'esigenza di raccontare, attraverso il design, un'innovazione tecnica unica nel suo genere, che esalta al massimo il risultato estetico della ceramica. Next, l'esaltazione estetica della ceramica che si manifesta in un incrocio di curve sorprendente. La carenatura è completa e nasconde tutto al suo interno, **il sifone scompare e diventa invisibile.**





NEXT



**CANALGRANDE** p. 100



1000x500

810x500

600x500

**ABITO** p. 40



1000x555

**PENCIL** p. 122



550x380

400x400

**HAPPY HOUR SLIM** p. 20



250x250

400x400

440x440

500x380



550x380

**HAPPY HOUR** p. 114



550x405

500x380

440x440


398x398

**NEXT 360x560**

PURE RIM



PURE RIM



**01 BIANCO**  
WHITE



**25 BIANCO MATT**  
WHITE MATT



**08 ANTRACITE**  
ANTHRACITE



**02 NERO MATT**  
BLACK MATT



01

01: VASO + BIDET SOSPESI ANTRACITE

---

*01: wall hung wc + bidet anthracite*



02



03

02: VASO PURE RIM + BIDET FILO MURO, LAVABO PENCIL 55  
03: VASO PURE RIM + BIDET SOSPESI

02: back to wall PURE RIM wc + bidet, washbasin PENCIL 55  
03: wall hung PURE RIM wc + bidet





04

04: VASO PURE RIM + BIDET SOSPESI, LAVABO CANALGRANDE 100

04: wall hung PURE RIM wc + bidet, washbasin CANALGRANDE 100



# G-FULL

SPAZIO, TEMPO E FUNZIONI SI FONDONO IN UN NUOVO COMFORT  
SPACE, TIME AND FUNCTIONALITY BLEND TOGETHER TO CREATE A NEW CONCEPT IN COMFORT



G-FULL is a multipurpose bench system with integrated toilet and bidet: a single element, concealed under a cover that provides space for wellbeing.

G-FULL ist ein funktionales Sanitär System und integriert: ein einzelne keramische Fläche, die sich in eine einzige keramische Form entwickeln mit einer bequeme Sitzbank mit einer grosse Auflagefläche.

G-FULL est un système de sanitaires intégré multifonction : une surface unique en céramique qui se transforme en un banc pratique ou en une grande surface d'appui.

G-FULL es un sistema de sanitarios integrado y multifuncional, una superficie única de cerámica se transforma en un cómodo banco o en una amplia encimera de apoyo.

G-FULL – это многофункциональная интегрированная система сантехники: сплошная керамическая поверхность трансформируется в удобную скамью или просторную опорную плоскость.



## G-FULL

### UN UNICO ELEMENTO RACCHIUSO DA UNA COPERTURA CHE DIVENTA SPAZIO PER IL BENESSERE

A SINGLE ELEMENT, CONCEALED UNDER A COVER THAT PROVIDES SPACE FOR WELLBEING / EIN EINZELNE KERAMISCHE FLÄCHE, DIE SICH IN EINE EINZIGE KERAMISCHE FORM ENTWICKELN MIT EINER BEQUEME SITZBANK MIT EINER GROSSE AUFLAGEFLÄCHE / UNE SURFACE UNIQUE EN CÉRAMIQUE QUI SE TRANSFORME EN UN BANC PRATIQUE OU EN UNE GRANDE SURFACE D'APPUI / SUPERFICIE ÚNICA DE CERÁMICA SE TRANSFORMA EN UN CÓMODO BANCO O EN UNA AMPLIA ENCIMERA DE APOYO / СПЛОШНАЯ КЕРАМИЧЕСКАЯ ПОВЕРХНОСТЬ ТРАНСФОРМИРУЕТСЯ В УДОБНУЮ СКАМЬЮ ИЛИ ПРОСТОРНУЮ ОПОРНУЮ ПЛОСКОСТЬ

G-FULL è un sistema di sanitari integrato e polifunzionale: un unico piano in ceramica che si trasforma in una comoda panca o in un ampio piano d'appoggio.



140 1415x500 dx-rh  
120 1200x500 dx-rh

140 1415x500 sx-lt  
120 1200x500 sx-lt



120 1200x500 dx-rh

120 1200x500 sx-lt

480x400x440h



01 BIANCO  
WHITE








03-04: G-FULL 140 VASO A SINISTRA COPERTURA IROKO  
05: G-FULL 120 VASO A DESTRA, PILOZZO


*03-04: G-Full 140 wc left wood iroko cover  
05: G-Full 120 wc right, sink*



06



07



08

06: G-FULL 140 VASO A SINISTRA COPERTURA BIANCA, PANCA AD L, PILOZZI DA APPOGGIO  
 07: G-FULL 140 VASO A SINISTRA COPERTURA BIANCA, CASSETTO CONTENITORE  
 08: PILOZZO SOSPESO

06: G-Full 140 wc left white cover, L bench, surface mounted sinks.  
 07: G-Full 140 wc left white cover, drawer  
 08: wall hung sink







# BEAT

AMBIENTE GIOVANE, AL TUO RITMO  
TRENDY ATMOSPHERE, FOLLOWING YOUR RHYTHM



**HAPPY HOUR** p. 114



475x475



470x470



480x480



500x380



550x405



440x440



400x400



700x400

**HAPPY HOUR SLIM** p. 20



250x250



400x400



440x440



500x380



550x380

**NIDO** p. 140



680x480



620x470




560x445



750x370

**LE FIABE** p. 84



1000x485



810x485



600x485

**BEAT 360x520**

PURE RIM



PURE RIM



**BEAT 370x620**

PURE RIM



 **01 BIANCO**  
WHITE



01

01: VASO + BIDET FILO MURO, LAVABO HAPPY HOUR SLIM 18:00s

01: back to wall wc + bidet, washbasin HAPPY HOUR SLIM 18:00s



02

02: VASO + BIDET SOSPESI, LAVABO HAPPY HOUR SLIM 18:00s

*02: wall hung wc + bidet, washbasin HAPPY HOUR SLIM 18:00s*





03: VASO + BIDET SOSPESI  
04: VASO MONOBLOCCO CON CASSETTA

*03: wall hung wc + bidet  
04: coupled wc with cistern*



# BIANCA

ELEGANTE E CONTEMPORANEA  
ELEGANT AND CONTEMPORARY



### HAPPY HOUR *p. 114*



475x475



470x470



480x480



500x380



550x405



440x440

### HAPPY HOUR SLIM *p. 20*



250x250



400x400



440x440



500x380



550x380

### ERIKA pro Q *p. 146*



1200x450



800x450



650x450



600x450



550x400



450x380

### BIANCA 360x520

PURE RIM



PURE RIM

TRASLATO



01 BIANCO  
WHITE





01

01: VASO SCARICO TRASLATO PURE RIM + BIDET FILO MURO

01: PURE RIM shifted outlet back to wall wc + bidet



02

02: VASO PURE RIM + BIDET SOSPESI, LAVABO HAPPY HOUR SLIM 11:00s

02: PURE RIM wall hung wc + bidet, washbasin HAPPY HOUR SLIM 11:00s



03

03: VASO + BIDET SOSPESI, LAVABO HAPPY HOUR SLIM 06:00s

03: wall hung wc + bidet, washbasin HAPPY HOUR SLIM 06:00s






# FUSION

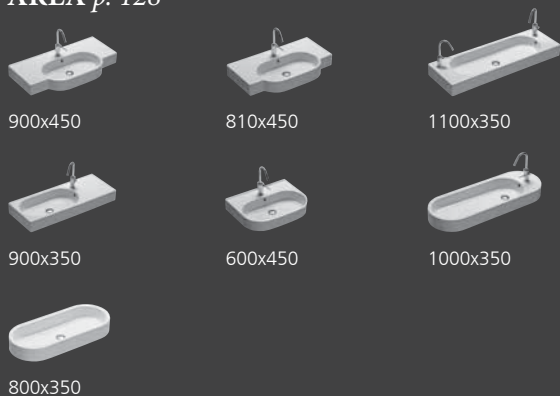
FORME CONTINUE PER SPAZI FLESSIBILI  
ENDLESS FORMS FOR FLEXIBLE SPACES




**GRANDANGOLO p. 106**



**AREA p. 128**



**HAPPY HOUR p. 114**



**HAPPY HOUR SLIM p. 20**



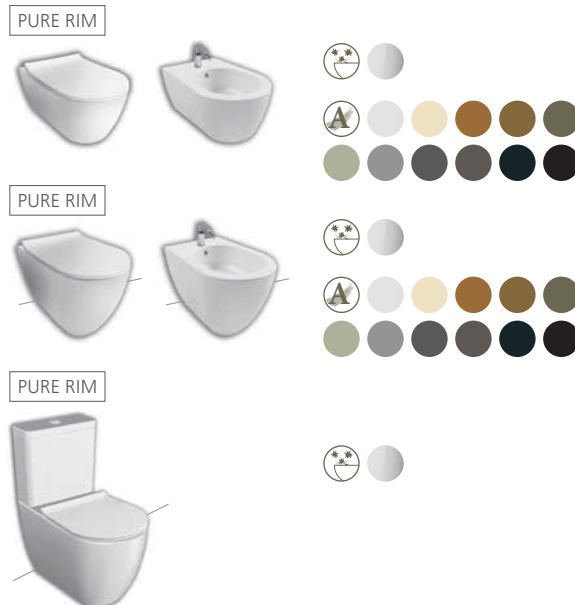
**NIDO p. 140**



**PENCIL p. 122**



**FUSION 355x540**



670x380

**FUSION COMPACT 355x485**



**FUSION 48 350x480**



**FUSION Q 360x530**



**FUSION ORINATOI 685x325**



- |  |                           |  |                                     |  |                                   |
|--|---------------------------|--|-------------------------------------|--|-----------------------------------|
|  | <b>01</b> BIANCO<br>WHITE |  | <b>25</b> BIANCO MATT<br>WHITE MATT |  | <b>07</b> CEMENTO<br>CEMENT       |
|  | <b>12</b> AVORIO<br>IVORY |  | <b>29</b> TABACCO<br>TOBACCO        |  | <b>08</b> ANTRACITE<br>ANTHRACITE |
|  | <b>28</b> CRETA<br>CRETE  |  | <b>46</b> SELVA<br>FOREST           |  | <b>45</b> CENERE<br>ASH           |
|  | <b>26</b> SABBIA<br>SAND  |  |                                     |  | <b>06</b> LAVAGNA<br>BLACKBOARD   |
|  |                           |  |                                     |  | <b>02</b> NERO MATT<br>BLACK MATT |



## PURE RIM



La tecnologia PURE RIM è estesa a tutte le tipologie di vasi Fusion round : sospeso, filo muro, monoblocco filo muro. Anche il nuovo vaso sospeso "Compact", dalle ridottissime dimensioni, è dotato di questa tecnologia.

PURE RIM technology is available for all the models of the Fusion Round series, either wall-hung, back-to-wall or close-coupled. Even the brand-new wall-hung "Compact" is equipped uniquely with this technology.

Alle unsere Modellen von Fusion (HängeWC; Boden und mit Spuhlkasten inbegriffen) sind mit der Technologie PURE RIM ausgestattet. Auch die neue "Compact", mit sehr kleinen Abmessungen.

La technologie PURE RIM est appliquée sur tous les modèles Fusion, sans exception, que ce soit la version suspendue, au sol ou pack-wc. Egalement la nouvelle version suspendue "Compact" est dotée de cette nouvelle technologie.

La tecnología PURE RIM se extiende a todos los tipos de inodoro Fusion redondo: suspendido, a la pared, monobloque a la pared. El nuevo inodoro suspendido "Compact", con sus dimensiones extremadamente reducidas, está equipada con esta tecnología.

Технология PURE RIM едина для всех типов унитаза Fusion round: подвесной, напольный, моноблок. Также новый подвесной унитаз "Compact" с уменьшенными размерами будет с данной технологией.



## FUSION

01: VASO PURE RIM + BIDET FILO MURO

---

*01: PURE RIM back to wall wc + bidet*





02

**FUSION****02: VASO PURE RIM + BIDET SOSPESI***02: PURE RIM wall hung wc + bidet*



03



### FUSION

03: VASO PURE RIM + BIDET SOSPESI, LIF H3 140x70

03: PURE RIM wall hung wc + bidet, LIF H3 140x70



04

**FUSION COMPACT**

04: VASO SOSPESO PURE RIM + BIDET

*04: PURE RIM wall hung wc + bidet*





05

**FUSION Q**

05: VASO + BIDET SOSPESI

*05: wall hung wc + bidet*



## **FUSION**

06: ORINATOIO

07: ORINATOIO CON COPERCHIO

*06: urinal*

*07: urinal with cover*



### FUSION 48

08: VASO + BIDET FILO MURO

09: VASO + BIDET SOSPESI

*08: back to wall wc + bidet*

*09: wall hung wc + bidet*





# LE FIABE

IMMERGERSI IN UN LUOGO MAGICO CHE LASCIA SPAZIO ALL'IMMAGINAZIONE  
LOSE YOURSELF IN A MAGICAL WORLD THAT LEAVES ROOM FOR IMAGINATION



A 360° project idea lies at the base of Hatria research, which is evolving all the time to offer new solutions that are both beautiful and functional: design builds the shape around systems conceived to improve product quality and performance. **PURE FIX®**, the new concealed fixing element for back-to-wall WCs and bidets, presented in the latest Hatria collection, "Le Fiabe", is an innovative solution that offers a perfectly attractive, clean solution for back-to-wall bathroom fittings, because there are no visible fixing elements. In combination with the **SHIFTED WC** and the **BIDET OPEN** at the back, it is ideal for renovations, to adapt existing fittings.

Eine Projektidee, die alle Aspekte einbezieht, bildet die Grundlage für die Forschung von Hatria, die sich ständig weiterentwickelt, um neue Lösungen unter Kombination der Ästhetik und der Zweckmäßigkeit zu bieten. Das Design stellt die Form rund um Systeme dar, die die Qualität und die Leistungen des Produkts verbessern. **PURE FIX®**, die neue verborgene Befestigung für an die Wand anliegende Stand-Klosettbecken und -Bidets der neuen Kollektion „Le Fiabe“ von Hatria, ist die Innovation, dank der endlich auch die auf dem Boden stehenden sanitären Anlagen ein perfektes, sauberes ästhetisches Ergebnis ohne sichtbare Befestigungen bieten können. In Kombination mit dem **KLOSETTBECKEN MIT VERSETZTEM ABFLUSS** und dem hinten **OFFENEN BIDET** ist es ideal, um im Zuge von Renovierungen an bestehende Anlagen angepasst zu werden.

Une idée de projet à 360° est à la base de la recherche Hatria qui ne cesse d'évoluer pour pouvoir proposer de nouvelles solutions alliant esthétique et fonctionnalité. Le design construit la forme autour de systèmes qui concourent à améliorer la qualité et les performances du produit. **PURE FIX®**, le nouveau système de fixation de sol invisible pour cuvettes de WC et bidets au ras du mur fait partie de la dernière collection d'Hatria « Le Fiabe ». C'est l'innovation qui permet finalement d'avoir des sanitaires au sol avec un résultat esthétiquement parfait et propre, puisqu'aucun système de fixation n'est visible. Combiné avec la **CUVETTE DÉCALÉE** et le **BIDET OUVERT** dos au mur, il est l'idéal dans les rénovations pour adapter les installations déjà existantes.

La investigación de Hatria, que parte de una idea de proyecto 360°, evoluciona constantemente para ofrecer nuevas soluciones que combinen estética y eficiencia; el diseño crea la forma en torno a sistemas que mejoran la calidad y el rendimiento del producto. **PURE FIX®**, la nueva fijación invisible para inodoros y bidés de tierra y contra la pared, presente en la última colección de Hatria "Le Fiabe", es la innovación que permite que sanitarios de tierra también dispongan finalmente de un resultado estéticamente perfecto y limpio sin fijaciones visibles. Junto con el **INODORO VARIABLE** y el **BIDÉ ABIERTO** en su parte posterior, es ideal en reestructuraciones para adaptar instalaciones ya existentes.

Идея проекта на 360° лежит в основе научно-исследовательской работы компании Hatria, которая постоянно развивается, чтобы предложить новые решения, объединив эстетику и функциональность: дизайн создает форму систем, которые улучшают качество и достоинства продукта. **PURE FIX®** – это новая скрытая система монтажа приставных биде и унитазов, представленная в новой коллекции "Le Fiabe" компании Hatria. Являясь инновационной, она позволяет, наконец-то, идеально и чисто устанавливать напольную сантехнику без каких-либо видимых крепежных устройств. Сочетание **УНИТАЗА С ПЕРЕНОСНЫМ ВЫПУСКОМ** и **ОТКРЫТОГО** в задней части **БИДЕ** будет идеальным для проведения ремонтных работ с целью установки их в уже существующую систему.



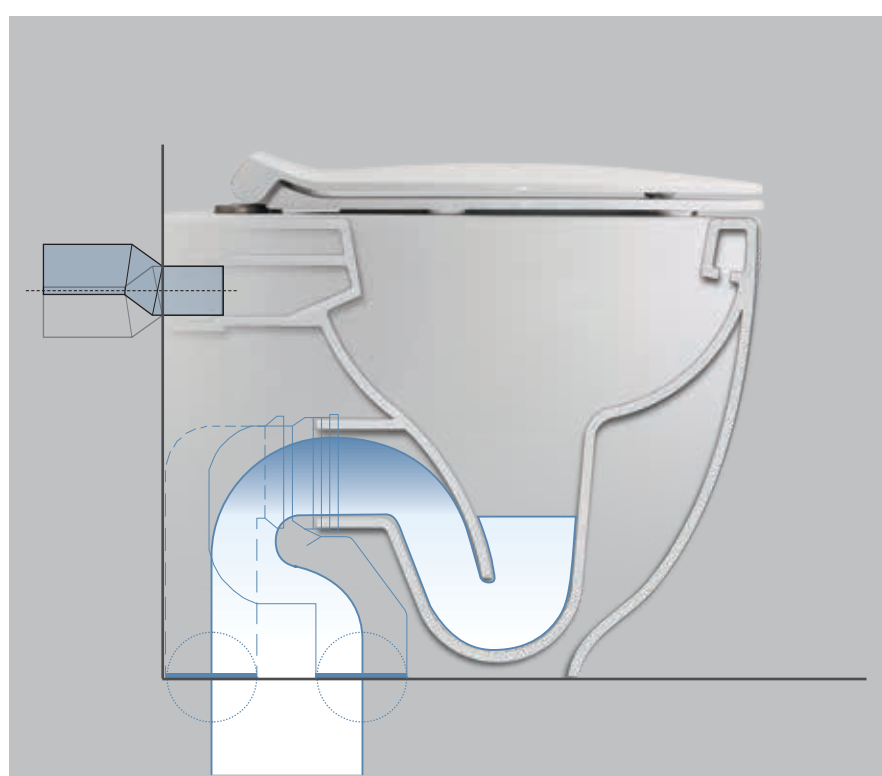
## IL DESIGN SEGUE LE FORME DELL'INNOVAZIONE

DESIGN FOLLOWING THE CONTOURS OF INNOVATION  
DAS DESIGN PASST SICH DEN FORMEN DER INNOVATION AN  
LE DESIGN ÉPOUSE LES FORMES DE L'INNOVATION  
EL DISEÑO SIGUE LA FORMA DE LA INNOVACIÓN  
ДИЗАЙН СЛЕДУЕТ ЗА ИННОВАЦИОННЫМИ ФОРМАМИ

Un'idea di progetto a 360° è alla base della ricerca Hatria, che continuamente si evolve per offrire nuove soluzioni coniugando estetica e funzionalità: il design costruisce la forma intorno a sistemi che migliorano la qualità e le performances del prodotto. **PURE FIX®**, il nuovo fissaggio nascosto per vasi e bidet terra filo muro, presente nell'ultima collezione Hatria Le Fiabe, è l'innovazione che permette di avere finalmente anche per i sanitari terra un risultato esteticamente perfetto e pulito, in quanto privi di alcun fissaggio visibile. In combinazione con il **VASO TRASLATO** e il **BIDET APERTO** nella parte posteriore, ideali nelle ristrutturazioni per adattare impianti esistenti.



# Le fiabe



**VALLEY** p. 122



600x400

**NIDO** p. 140



750x370

**HAPPY HOUR** p. 114



550x405



700x400

**HAPPY HOUR SLIM** p. 20



250x250



400x400



440x440



550x380

**LE FIABE**



1000x485



810x485



600x485



PURE RIM



365x555



PURE RIM

TRASLATO

OPEN BIDET



365x555



PURE RIM



365x660x815



50



365x500



01 BIANCO  
WHITE





01

01: VASO + BIDET SOSPESI  
*01: wall hung wc + bidet*



02



02: LAVABO 80, VASO + BIDET SOSPESI

*02: washbasin 80, wall hung wc + bidet*



03: VASO + BIDET FILO MURO

*03: back to wall wc + bidet*





04



05

04: VASO + BIDET FILO MURO  
05: VASO MONOBLOCCO CON CASSETTA

*04: back to wall wc + bidet  
05: coupled wc with cistern*



06-07: VASO + BIDET 50 FILO MURO  
08: LAVABO 60, VASO + BIDET 50 FILO MURO

*06-07: back to wall wc + bidet 50  
08: washbasin 60, back to wall wc + bidet 50*









09: LAVABO 60, VASO + BIDET 50 SOSPESI  
10: VASO + BIDET 50 SOSPESI

09: wall hung washbasin 60, wall hung wc + bidet 50  
10: wall hung wc + bidet 50



11: LAVABO 100  
12: DOPPIO LAVABO 60

*11: washbasin 100  
12: double washbasin 60*



13: LAVABO 80, MOBILE 80 SPATOLATO BIANCO, 2 CASSETTI TORTORA  
14: LAVABO 80, MOBILE 80 SPATOLATO BIANCO, 2 CASSETTI CEMENTO

*13: washbasin 80, furniture 100 white "cement effect", 2 tortora drawers  
14: washbasin 80, furniture 100 white "cement effect", 2 cement drawers*






# CANALGRANDE

SOTTILISSIMO MA FORTE  
EXTRA-SLIM, YET STRONG




**NEXT** p. 46



360x560

**FUSION** p. 72



**FUSION Q** 360x530

**CANALGRANDE**



1000x500



810x500



600x500



**01** BIANCO  
WHITE



01

01: LAVABO 100  

---

01: washbasin 100



02: LAVABO 100  

---

02: washbasin 100





03: LAVABO 80  
04: LAVABO 60

*03: washbasin 80  
04: washbasin 60*



# GRANDANGOLO

IL BAGNO CAMBIA PROSPETTIVA  
A BATHROOM TO INSPIRE THE DIMENSION



**FUSION p. 72**



**FUSION** 355x540

**FUSION 48** 350x480



**FUSION Q** 360x530

**GRANDANGOLO**



1500x500



1300x500



1000x500



750x500 dx-rh



750x500 sx-lt



500x500 dx-rh



500x500 sx-lt



1300x500x335 T dx-rh



1300x500x335 T sx-lt



01 BIANCO  
WHITE



01

01: LAVABO G-130 T DX, MOBILE 130 T DX SPATOLATO TORTORA 3 ANTE

*01: washbasin G-130 T rh, furniture 130 T rh tortora "cement effect" 3 doors*





02: LAVABO G-100, MOBILE 100 SPATOLATO BIANCO, 2 CASSETTI TORTORA

*02: washbasin G-100, furniture 100 white "cement effect", 2 tortora drawers*



03

03: LAVABO G-100, MOBILE 100 BAMBOO, 1 CASSETTO

*03: washbasin G-100, furniture 100 bamboo, 1 drawer*




04: LAVABO G-50 SINISTRO - DESTRO  
05: LAVABO G-150

*04: washbasin G-50 left - right  
05: washbasin G-150*



06



07



08

06: LAVABO G-75 DESTRO  
 07: LAVABO G-130 T SINISTRO  
 08: LAVABO G-150, VASO + BIDET SOSPESI FUSION

*06: washbasin G-75 right  
 07: washbasin G-130 T left  
 08: washbasin G-150, wall hung wc + bidet FUSION*









# HAPPY HOUR

DESIGN E PERSONALITÀ PER OGNI ORA  
DESIGN AND PERSONALITY FOR EVERY HOUR



**BIANCA** p. 66



360x520

**FUSION** p. 72



**FUSION** 355x540


**FUSION 48** 350x480

**ERIKA pro Q** p. 146



345x530

**NIDO** p. 140



365x550

365x550



360x560



355x555

**HAPPY HOUR**



475x475



470x470



480x480



400x400



700x400



550x405



500x380



440x440



01 BIANCO  
WHITE

*Trilogy Gold edition*

B6 ORO GIALLO  
YELLOW GOLD

39 ORO BIANCO  
WHITE GOLD

30 ORO ROSSO  
RED GOLD



01: HAPPY HOUR 10:00  
02: HAPPY HOUR 03:00  
03: HAPPY HOUR 17:00



04: HAPPY HOUR 07:15  
05: HAPPY HOUR 11:15



06: HAPPY HOUR 02:00  
07: HAPPY HOUR 22:00  
08: HAPPY HOUR 09:00  
09: HAPPY HOUR 09:30





10



11

10: HAPPY HOUR 11:00  
11: HAPPY HOUR 07:00, VASO + BIDET ABITO

---

11: HAPPY HOUR 07:00, wc + bidet ABITO



12



13

### TRILOGY

12: HAPPY HOUR 07:00 ORO GIALLO bicolor  
 13: HAPPY HOUR 07:00 ORO ROSSO bicolor

*12: HAPPY HOUR 07:00 yellow gold bicolor  
 13: HAPPY HOUR 07:00 red gold bicolor*






# PENCIL / VALLEY

ARREDARE CON LA PROPRIA PRESENZA  
FURNISH WITH ITS PRESENCE



Abbinamenti consigliati *Suggested combinations*

**BEAT** p. 60



360x520

360x520

**NEXT** p. 46




360x560

**FUSION** p. 72




**FUSION** 355x540

**FUSION 48** 350x480



**FUSION Q** 360x530


**LE FIABE** p. 84



365x560

365x500

**DAYTIME EVO** p. 134



370x560

**PENCIL**



550x380



400x400

**VALLEY**



600x400



**01** BIANCO  
WHITE





01



02

**PENCIL**

- 01: LAVABI 40
- 02: LAVABO 55

- 01: washbasins 40
- 02: washbasin 55



03

**VALLEY**

03: LAVABO 60

03: washbasin 60





04

**VALLEY**

04: LAVABO 60

04: washbasin 60





# AREA

UN SISTEMA DI EQUILIBRI TRA FORME E SPAZI  
A SYSTEM OF BALANCES BETWEEN FORMS AND SPACES





**FUSION p. 72**



**FUSION** 355x540

**FUSION 48** 350x480



**FUSION COMPACT** 355x485

**AREA**



810x450



900x450



1100x350



900x350



700x350



600x450



1000x350



800x350



01 BIANCO  
WHITE



01: LAVABI 60x45 CON SEMICOLONNA  
 02: LAVABO 100x35 D'APPOGGIO

*01: washbasins 60x45 with siphon cover  
 02: surface-mounted washbasin 100x35*



03: LAVABO 90x45, VASO + BIDET FUSION,  
MOBILI SLIDING WOOD SYSTEM  
04: LAVABO 80x35 D'APPOGGIO

03: washbasin 90x45, wc + bidet FUSION, furniture SLIDING wood system  
04: surface-mounted washbasin 80x35



05



06



07

05: LAVABO 90x35, VASO + BIDET FUSION

06: LAVABO 110x35

07: LAVABI 70x35

05: washbasin 90x35, wc + bidet FUSION

06: washbasin 110x35

07: washbasins 70x35





# DAYTIME/DAYTIME EVO

SPAZI DEL VIVERE CONTEMPORANEO  
CONTEMPORARY LIVING SPACES



**AREA** p. 128



1000x350



800x350

**YOU & ME** p. 174



703x445

**VALLEY** p. 122



600x400

**HAPPY HOUR** p. 114



550x405

**DAYTIME**



1105x500



860x500 dx-rh



860x500 sx-lt



700x500



620x500



550x450



450x378



615x430



**DAYTIME EVO**



370x560



370x560



01 BIANCO  
WHITE





01

**DAYTIME EVO**

01: VASO + BIDET FILO MURO

*01: back to wall wc + bidet*





02



03



04



05

**DAYTIME**

02: LAVABO 62 CON SEMICOLONNA

03: LAVABO 86 DESTRO

04: LAVABO 110

05: LAVABO 110, BIDET

*02: washbasin 62 with siphon cover*

*03: washbasin 86 right*

*04: washbasin 110*

*05: washbasins 110, bidet*



06



07



08

**DAYTIME**

06: LAVABO 70

08: LAVABO 62 INCASSO

*06: washbasin 70*

*08: built in washbasin 62*

**DAYTIME EVO**

07: VASO MONOBLOCCO CON CASSETTA

*07: coupled wc with cistern*



# NIDO

LINEE MORBIDE E DELICATE PER IL TUO BAGNO  
SMOOTH AND DELICATE LINES FOR YOUR BATHROOM

NIDO





### HAPPY HOUR *p. 114*



475x475



470x470



398x398



550x405



700x400

### HAPPY HOUR SLIM *p. 20*



250x250



400x400



440x440



500x380



550x380

### NIDO



680x480



620x470



560x445



750x370



365x550



365x550



360x560



355x655x800



355x555



01 BIANCO  
WHITE



01: LAVABI 68, VASO SOSPESO

*01: washbasin 68, wall hung wc*



02: LAVABO 75 D'APPOGGIO  
03: VASO + BIDET FILO MURO  
04: VASO + BIDET

02: *surface-mounted washbasin 75*  
03: *back to wall wc + bidet*  
04: *wc + bidet*



- 05: LAVABO 56 CON SEMICOLONNA  
 06: LAVABO 62 CON COLONNA  
 07: VASO MONOBLOCCO CON CASSETTA  
 08: VASO FILO MURO + MONOLITH

*05: washbasin 56 with siphon cover  
 06: washbasin 62 with pedestal  
 07: coupled wc with cistern  
 08: back to wall wc + MONOLITH*





# ERIKA pro Q/ERIKA pro

DESIGN E FUNZIONALITÀ NEL PROGETTO  
DESIGN AND FUNCTIONALITY FOR YOUR PROJECTS



**HAPPY HOUR p. 114**



480x480



550x405



398x398

**HAPPY HOUR p. 114**



475x475



700x400

**ERIKA pro Q**



1200x450



1000x450



800x450



650x450



600x450



550x400



450x380



345x530



350x530



370x625x805



370x625x805



**ERIKA pro**



680x480



620x460



370x530



370x530



370x655x778



01 BIANCO  
WHITE



**ERIKA pro Q**



01: VASO + BIDET FILO MURO

02: VASO + BIDET SOSPESI

*01: back to wall wc + bidet*

*02: wall hung wc + bidet*





### ERIKA pro Q

- 03: LAVABO 120 DOPPIO BACINO CON SEMICOLONNA
- 04: LAVABO 100 CON SEMICOLONNA
- 05: LAVABO 65 CON COLONNA
- 06: VASO MONOBLOCCO FILO MURO CON CASSETTA
- 07: VASO MONOBLOCCO CON CASSETTA
- 08: LAVABO 80, MOBILE BIANCO

- 03: double washbasin 120 with siphon cover
- 04: washbasin 100 with siphon cover
- 05: washbasin 65 with pedestal
- 06: back to wall coupled wc with cistern
- 07: coupled wc with cistern
- 08: washbasin 80, white furniture



09



10



11



12

### ERIKA pro

- 09: LAVABI 62 CON SEMICOLONNA  
 10: VASO + BIDET SOSPESI  
 11: VASO + BIDET  
 12: VASO MONOBLOCCO CON CASSETTA

*09: washbasins 62 with siphon cover*

*10: wall hung wc + bidet*

*11: wc + bidet*

*12: coupled wc with cistern*



# PIATTI DOCCIA HATRIA

HATRIA SHOWER TRAYS





# LIF shower trays H3

L'INNOVAZIONE DELL'ELEGANZA E DELLA LEGGEREZZA  
INNOVATION OF ELEGANCE AND LIGHTNESS



The shower trays H3 in ceramic only 3 centimeters high make a revolution inside the bathroom creating a new space coupling design and functionality in harmony.

The brand new technology developed by Hatria allows a quality without comparison and a better definition of the details and last but not least a very trendy design.

With the combination of ceramic material with advanced know-how we reach a complete flat, slim and light solution up to 140 centimeters. This creates a new chapter in the story of this product in a worldwide point of view.

The drain with a slim cover completes the unique and specific details of this product.

Can be floor-mounted or built-in.

Die Duschwanne H3 in Keramik nur 3 Zentimeter hoch machen eine Revolution im Inneren des Badezimmers, die machte eine neue Raumkupplung Design und Funktionalität mit Harmonie. Die ganz neue Technologie, die von Hatria entwickelt wurde, ermöglicht eine Qualität ohne Vergleich und eine bessere Definition der Details und doch ein sehr trendiges Design. Durch die Kombination von Keramikmaterial mit fortgeschrittenem Know-how erreichen wir eine komplette Flach-, Schlankheits- und Lichtlösung bis zu 140 Zentimetern. Damit wird ein neues Kapitel in der Geschichte dieses Produktes in weltweiter Sicht aufgeschlagen.

Der Abfluss mit schlanker Abdeckung rundet die einzigartigen und spezifischen Details dieses Produktes komplett ab. Bodenebene Installation oder Aufsatz.

Les plateaux de douche en céramique H3 avec une hauteur de seulement 3 centimètres permettent de coupler l'esthétique avec la pratique de façon harmonieuse. Une nouvelle technologie à haute pression développée par Hatria permet une qualité incomparable et une majeure définition des détails par rapports aux technologies actuellement dans le commerce, conférant au produit un aspect moderne et tendance. La combinaison entre savoir-faire et matériel céramique permet une surface plane jusqu'à 140 centimètres ainsi qu'un produit léger, créant ainsi une nouvelle dimension de produit dans le panel mondial. La bonde et démontable avec un couvercle ultra-plat intègre et renforce les caractéristiques uniques de ce produit. Peut être installé à ras du sol ou en appui.

Los platos de ducha H3 en cerámica de sólo 3 centímetros de altura hacen una revolución dentro el baño creando un nuevo espacio de acoplamiento diseño y funcionalidad en armonía. La nueva tecnología desarrollada por Hatria permite una calidad sin comparación y una mejor definición de los detalles y por último pero no menos importante un diseño muy de moda. Con la combinación de material cerámico con conocimientos avanzados llegamos a una solución completa plana, delgada y ligera de hasta 140 centímetros.

Esto crea un nuevo capítulo en la historia de este producto en un punto de vista mundial. El desagüe con una cubierta delgada completa completamente los detalles únicos y específicos de este producto. Instalación contra el pavimento o apoyado al mismo.

3 см душевые поддоны сочетают эстетику и функциональность. Часть остается плоской завершения до 140 дюйма шириной. Это легкий, хотя керамика. Это абсолютная новизна для этого типа продукта. Слив с ультра-плоской крышкой. Устанавливаемая заподлицо с полом или заземлением-поддержка.

h 3 cm

## LIF H3 shower trays


### L'INNOVAZIONE DELL'ELEGANZA E DELLA LEGGEREZZA

INNOVATION OF ELEGANCE AND LIGHTNESS  
 INNOVATION IM ELEGANZ UND LICHTKEIT  
 L'INNOVATION DE L'ÉLÉGANCE ET DE LA LEGERTÉ  
 LA INNOVACIÓN DE LA ELEGANCIA Y LA LIGEREZA  
 ИННОВАЦИЯ ЭЛЕГАНТНОСТИ И ЛЕГКОСТИ

I piatti doccia LIF H3 di soli 3 cm di altezza rivoluzionano l'ambiente bagno in un vero e proprio spazio dove l'estetica e la funzionalità si sposano in modo armonico.

La rivoluzionaria tecnologia sviluppata negli stabilimenti Hatria consente infatti di ottenere una qualità non pareggiabile e una maggiore definizione dei dettagli rispetto alle attuali tecnologie in commercio, conferendo al prodotto un design dall'aspetto ultramoderno. Dalla combinazione tra materiale ceramico ed know-how d'avanguardia si ottiene la completa planarità del piatto su lunghezze sino a 140 cm coniugata alla leggerezza, proiettando così la collezione in una dimensione unica nel panorama mondiale.

La piletta tonda ispezionabile con coperchio ultrapiatto integra e rafforza le caratteristiche di unicità di questo prodotto ceramico. Installabili sia a filo pavimento che in appoggio.



01 BIANCO  
WHITE



25 BIANCO MATT  
WHITE MATT



01

01: LIF H3 140x80, VASO + BIDET BEAT

01: LIF H3 140x80, wc + bidet BEAT







03

02-03: LIF H3 120x80





# DEDICATO shower trays H3

PIATTI DOCCIA DALLE TEXTURE ESCLUSIVE  
SHOWER TRAYS WITH EXCLUSIVE TEXTURES





DEDICATO is Hatria's new collection of shower trays, only 3 cm thick, with a tactile and textured surface. The characteristics of the material makes DEDICATO customisable: it can be easily cut according to your needs and adapted to any environment. The shower trays are made of SOLITEX®, a composite material with 75% natural minerals bound by a low percentage of resins. Full of exclusive, beautiful and surprising features.

DEDICATO ist die neue Duschwannenkollektion von Hatria, mit nur 3 cm Stärke und einer Oberfläche mit taktiler und plastischer Wirkung. Dank der besonderen Materialeigenschaften kann DEDICATO ganz individuell gestaltet werden: Das Material lässt sich sehr leicht zuschneiden und kann so an individuelle Anforderungen angepasst werden. So eignet es sich für jeden Raum. Die Duschwannen werden aus SOLITEX® hergestellt, es handelt sich um einen Verbundstoff, der zu 75% aus mineralischen Füllstoffen und zu einem geringen prozentualen Anteil aus Kunstharz besteht. Bietet viele besondere, überraschende Eigenschaften.

DEDICATO est la nouvelle collection de receveurs de douche Hatria, d'une épaisseur de seulement 3 cm, à la surface tactile et matiériste. Grâce aux caractéristiques du matériau, DEDICATO est personnalisable : il peut être coupé avec une facilité extrême suivant les exigences personnelles et peut s'adapter à tous les environnements. Les receveurs de douche sont réalisés en SOLITEX®, un matériau composé de 75% de charges minérales naturelles liées par un pourcentage réduit de résines. Riche en caractéristiques spéciales, agréables et surprenantes. Ricos en características especiales, agradables y sorprendentes.

DEDICATO es la nueva colección de platos de ducha Hatria, de tan solo 3 cm de espesor, con una superficie táctil y mática. Gracias a las características del material, DEDICATO puede personalizarse: se puede cortar con suma facilidad de acuerdo con las necesidades y adaptar a cualquier espacio. Los platos de ducha están fabricados de SOLITEX®, un material compuesto en un 75 % por cargas minerales naturales asociadas a un bajo porcentaje de resinas.


DEDICATO – это новая коллекция душевых поддонов марки Hatria, в толщине всего лишь 3 см, с фактурной отделкой поверхности. Благодаря характеристикам материала, поддон DEDICATO может быть персонализирован: его можно легко отрезать под требуемый размер и адаптировать к любому типу помещения. Душевые поддоны изготовлены из материала SOLITEX®, на 75% состоящего из натуральных минеральных компонентов с небольшим содержанием связующих смол. Обилие особых приятных и удивительных характеристик.



## DEDICATO *shower trays* SOLI 3 CM DI SPESSORE, DIMENSIONI STANDARD E SU MISURA, PERSONALIZZATI

ONLY 3 CM THICK, STANDARD DIMENSIONS OR CUSTOMIZED, PERSONALIZED / MIT NUR 3 CM STARKE, MASSE STANDARD ODER NACH MASS, GANZ INDIVIDUELL GESTALTET WERDEN / D'UNE EPAISSEUR DE SEULEMENT 3 CM, DIMENSIONS STANDARD OU SUR MESURE, PERSONNALISABLE / DE TAN SOLO 3 CM DE ESPESOR, DIMENSIONES ESTANDAR O A MEDIDA, PUEDE PERSONALIZARSE / В ТОЛЩИНЕ ВСЕГО ЛИШЬ 3 CM, СТАНДАРТНЫЙ РАЗМЕР ИЛИ ПОДГОНЯННЫЙ, МОЖЕТ БЫТЬ ПЕРСОНАЛИЗИРОВАН

DEDICATO è la nuova collezione di piatti doccia Hatria, spessi solo 3 cm, dalla superficie tattile e matica. Grazie alle caratteristiche del materiale, DEDICATO è personalizzabile: può essere tagliato con estrema facilità ed adattato ad ogni ambiente. I piatti doccia sono realizzati in SOLITEX®, un materiale composto per il 75% da cariche minerali naturali legate da una bassa percentuale di resine. Ricco di caratteristiche speciali, piacevoli e sorprendenti.





## STONE DRESS

Accurate technical research has led to the creation of STONE DRESS, an exclusive, **pleasant to the touch**, texture that beautifully designs the surface of the shower tray, giving it the **effect of natural stone**. The **mat finish comes in six different colours**.

Sorgfältige technische Studien ermöglichten die Entwicklung von STONE DRESS, eine exklusive Textur, **die sich sehr angenehm anfühlt**, und die Duschwanne mit einer eleganten Oberflächenwirkung versieht, die **wie Naturstein wirkt**. Die **matte Oberfläche ist in 6 verschiedenen Farben erhältlich**.

Une recherche technique minutieuse a donné naissance à STONE DRESS, une texture exclusive, **agréable au toucher**, qui dessine élégamment la surface du receveur de douche en lui conférant **l'effet de la pierre naturelle**. La **finition opaque est déclinée dans 6 couleurs différentes**.

STONE DRESS nace de una investigación técnica minuciosa, una textura exclusiva, **agradable al tacto**, que diseña de manera elegante la superficie del plato de ducha, dándole **el efecto de la piedra natural**. El **acabado mate se articula en 6 colores diferentes**.

В результате тщательных технических разработок был создан поддон STONE DRESS с исключительной фактурой отделки, **приятной на ощупь**, с элегантным дизайном поверхности, придающим эффект натурального камня. **Матовая отделка предлагается 6 различных цветов**.

## CLEAN DRESS

The special and exclusive CLEAN DRESS treatment with special nanotechnologies (the gel coat surface finish 1.5 mm thick) protects the surface from **oily substances and impurities**, and guarantees **excellent resistance to wear and aggressive agents**.

Die besondere und exklusive Behandlung CLEAN DRESS basiert auf einer besonderen Nanotechnologie (die Oberfläche ist mit einer Gelschicht\_Gelcoat versehen Stärke 1,5 mm). Sie verleiht der Oberfläche einen ausgezeichneten **Schutz vor öligen Flüssigkeiten und Verunreinigungen** und garantiert eine beträchtliche **Verschleißfestigkeit und Chemikalienbeständigkeit**.

Le traitement spécial et exclusif CLEAN DRESS, basé sur des nanotechnologies particulières (la finition superficielle est en gel-coat épaisseur de 1,5 mm), confère à la surface une excellente **protection vis-à-vis des liquides huileux et des impuretés** et garantit une remarquable **résistance à l'usure et aux agents agressifs**.

El tratamiento especial y exclusivo CLEAN DRESS, basado en nanotecnologías especiales (el acabado de la superficie es de gel-coat 1,5 mm de espesor), proporciona a la superficie una excelente **protección contra los líquidos aceitosos e impurezas**, así como asegura una notable **resistencia al desgaste y a los agentes agresivos**.

Специальное эксклюзивное покрытие CLEAN DRESS, основанное на особых нанотехнологиях (наружный смоляной слой толщиной 1,5 мм), создает отличную защиту поверхности от **загрязнений и маслянистых жидкостей**, а также обеспечивает повышенную **устойчивость к износу и воздействию агрессивных агентов**.



## STONE DRESS

Da un'accurata ricerca tecnica nasce STONE DRESS, una texture esclusiva, **gradevole al tatto**, che disegna elegantemente la superficie del piatto doccia conferendogli **l'effetto della pietra naturale**. La finitura opaca è declinata in **6 differenti colori**.

## CLEAN DRESS

Il trattamento speciale ed esclusivo CLEAN DRESS, basato su particolari nanotecnologie (la finitura superficiale è in gel-coat (spessore di 1,5 mm), dona alla superficie un'eccellente **protezione da liquidi oleosi e impurità**, nonché garantisce una notevole **resistenza all'usura e agli agenti aggressivi**.

- |                    |                            |
|--------------------|----------------------------|
| 01 BIANCO<br>WHITE | 07 CEMENTO<br>CEMENT       |
| 12 AVORIO<br>IVORY | 06 LAVAGNA<br>BLACKBOARD   |
| 26 SABBIA<br>SAND  | 02 NERO MATT<br>BLACK MATT |
| 28 CRETA<br>CRETE  |                            |





01

**LAVAGNA / BLACKBOARD**

01: DEDICATO 200x90







03

### EDGE

*La gamma prevede la versione dotata di **bordo**, un profilo di contenimento nella stessa finitura del piatto posizionato su tutto il perimetro.*

*The range includes a version with a raised containment **edge** in the same finish as the tray, which can be positioned around all of the perimeter.*

*Außerdem sieht das Sortiment eine Version mit **Rand** vor, eine Einfassung mit der gleichen Oberflächenausführung der Duschwanne, die die gesamte Wanne einfasst.*

*La gamme prévoit la version dotée d'un **bord**, d'un profilé de protection dans la même finition que le receveur, sur la totalité du périmètre.*

*La gama ofrece la versión con **borde**, un perfil de contención con el mismo acabado que el plato de ducha situado en todo el perímetro.*

*В гамме предусмотрен вариант с **бортиком** для предотвращения протекания воды с такой же отделкой, как и сам поддон, который может быть установлен по всему периметру.*

### BIANCO / WHITE

02: DEDICATO 120x70

### CEMENTO / CEMENT

03: DEDICATO 180x80 EDGE





**CRETA / CRETE**

04: DEDICATO 140x80 PERSONALIZZATO

04: DEDICATO 140x80 PERSONALIZED



### **PERSONALIZZATO** *personalized*

*Grazie alla sua facilità di taglio, è possibile adattare il piatto per misure speciali salvando colonne, muretti o angoli esistenti all'interno della casa.*

*Thanks to its ease of cutting, the shower tray can be adapted to special sizes to save existing columns, low wall or corners inside the house.*

*Das Material lässt sich leicht zuschneiden, die Duschplatte kann so auch an besondere Maße angepasst werden, auf diese Weise können bereits bestehende Säulen oder Ecken beibehalten werden.*

*Grâce à sa facilité de coupe, il est possible d'adapter le receveur à des dimensions spéciales en conservant les colonnes, muret ou les angles qui existent déjà à l'intérieur de la maison.*

*Gracias a la facilidad de corte, es posible adaptar el plato de ducha a medidas especiales, sin modificar columnas, murete o esquinas existentes de la casa.*

*Благодаря легкости обрезки поддон может быть адаптирован к особым размерам, что позволяет сохранять целыми колонны, низкая стена или углы, существующие в помещении.*





05

**AVORIO / IVORY**

05: DEDICATO 160x80



**SABBIA / SAND**

06: DEDICATO 180x80 PERSONALIZZATO  
07: DEDICATO 160x80 EDGE L DX

06: DEDICATO 180x80 PERSONALIZED  
07: DEDICATO 160x80 EDGE L RH



PROGETTI E SISTEMI PER  
L'ARCHITETTURA /  
GRANDI CLASSICI

PROJECTS AND SYSTEMS FOR ARCHITECTURE / GREAT CLASSICS





# YOU & ME

FORME IDEALI PER SPAZI CONTENUTI  
IDEAL SHAPES FOR SMALL SPACES



The reduced dimensions of You&me make it an ideal solution for particularly small areas: every element is functional in the construction of a complete bathroom, starting from the minimum volume of 1 sq. m.

YOU & ME Die kleine Masse sind eine ideale Lösung für ein besonders kleine Raum: jedes Element ist geeignet für dem Bau eines kleinen Badezimmer, auch für einen Raum von nur 1 qm.

Les dimensions réduites de You&Me en font la solution idéale pour des espaces très exigus : chaque élément compose en effet une salle de bain complète à partir de l'encombrement minimum d'un M<sup>2</sup>.

Las medidas reducidas de You&Me lo convierten en la solución ideal para cuartos de baño muy pequeños: cada elemento es funcional a la construcción de un baño completo a partir de la medida mínima de un m<sup>2</sup>.

Уменьшенные размеры сантехники серии You&Me делают ее идеальным решением для малогабаритных помещений: каждый отдельный элемент функционально участвует в создании полностью укомплектованной ванной комнаты даже на площади в 2 кв. метра.



## YOU & ME TUTTO IL TUO BAGNO IN UN M<sup>2</sup>

ALL YOUR BATH IN A M<sup>2</sup>  
ALLES BAD IN EINEM M<sup>2</sup>  
TOUT VOTRE BAIN EN M<sup>2</sup>  
TODO TU BAÑO EN UN M<sup>2</sup>  
ВСЕ ВАША БАВНА В M<sup>2</sup>

Le ridotte dimensioni di You&Me ne fanno la soluzione ideale per ambienti particolarmente piccoli: ogni singolo elemento risulta funzionale alla costruzione di un bagno completo a partire dall'ingombro minimo di un M<sup>2</sup>.



920x460



703x445



460x460 dx-rh



460x460 sx-lt



375x505



01 BIANCO  
WHITE







# SCULTURE

PROTAGONISTA UN'ELEGANZA SENZA TEMPO  
THE PICTURE OF TIMELESS ELEGANCE



Strongly plastic elements appear alongside curved lines in a subtle equilibrium, creating a unique atmosphere midway between the material and the aerial.

Elemente starker Plastizität werden von geschwungenen Linien in subtiler Balance begleitet, die in einer bestimmten Momente eine Atmosphäre im Leben geben und zwischen dem Material und der Ebene schwingen.

Des éléments très plastiques et des lignes courbes en un mince équilibre créent une atmosphère spéciale qui oscille entre la matière et l'aérien.

Los elementos intensamente plásticos se unen a los trazos curvos formando un delicado equilibrio que da vida a un ambiente especial que oscila entre lo material y lo etéreo.

Чрезвычайно пластичные элементы сочетаются с закругленными линиями в тонком равновесии, вдыхая жизнь в особенную атмосферу, колеблющуюся между материальным и воздушным.



## SCULTURE UN'ELEGANZA SENZA TEMPO

TIMELESS ELEGANCE  
EINE ZEITLOSE ELEGANZ  
UNE ÉLÉGANCE INTEMPORELLE  
UNA ELEGANCIA A TIEMPO  
ВРЕМЕННОЕ ЭЛЕГАНЕС

Elementi di forte plasticità si accompagnano a linee curve in sottile equilibrio, dando vita a una particolare atmosfera oscillante tra il materico e l'etereo.



1100x585



770x585



650x585



690x525



400x600



420x720x820



01 BIANCO  
WHITE





01



02

01: LAVABO 110 CON SEMICOLONNA, VASO + BIDET FILO MURO  
 02: LAVABO 65 CON SEMICOLONNA, VASO MONOBLOCCO CON CASSETTA

01: washbasin 110 with siphon cover, back to wall wc + bidet  
 02: washbasin 65 with siphon cover, coupled wc with cistern





03

03: LAVABO 110 CON SEMICOLONNA

*03: washbasin 110 with siphon cover*



04: LAVABO 77 CON SEMICOLONNA  
05: LAVABO 70 D'APPOGGIO

*04: washbasin 77 with siphon cover  
05: surface-mounted washbasin 70*





# DOLCEVITA

COMBINAZIONE TRA CLASSICO E CONTEMPORANEO  
COMBINATION OF CLASSIC AND CONTEMPORARY





The Dolcevita line rediscovers classical values, giving them new life for the present, filtered through technology and fresh design strategies.

Dolcevita hat eine klassische Form die in der Vergangenheit bringt aber noch heute aktuell ist, und in der heutigen Technologie filtriert ist.

La ligne Dolcevita redécouvre le classique comme valeur qui recommence à vivre dans le présent, filtrée par la technologie et par de nouveaux choix conceptuels.

La línea Dolcevita revive el estilo clásico como valor que regresa al presente, filtrado a través de la tecnología y de unas nuevas posibilidades de diseño.

Линия Dolcevita вновь открывает классичность, как ценность, возвращающуюся к жизни в настоящем, отфильтрованную технологией и новыми проектными выборами.



## DOLCEVITA COMBINAZIONE TRA CLASSICO E CONTEMPORANEO

COMBINATION OF CLASSIC AND CONTEMPORARY  
KOMBINATION ZWISCHEN CLASSIC UND ZEITGENÖSSISCH  
COMBINAISON ENTRE CLASSIQUE ET CONTEMPORAIN  
COMBINACIÓN ENTRE CLÁSICA Y CONTEMPORÁNEA  
КОМБИНАЦИЯ МЕЖДУ КЛАССИЧЕСКИМИ И СОВРЕМЕННЫМИ

La linea Dolcevita riscopre la classicità come valore che ritorna a vivere nel presente, filtrato dalla tecnologia e da nuove scelte progettuali.





01

01: LAVABO 650x480 DA INCASSO

01: built-in washbasin 650x480







02: LAVABO R75 CON COLONNA  
 03: LAVABO 100 CON GAMBE  
 04: LAVABO 70 CON COLONNA  
 05 - 06: VASO CON CASSETTA A ZAINO + BIDET

*02: washbasin R75 with pedestal  
 03: washbasin 100 with legs  
 04: washbasin 70 with pedestal  
 05 - 06: wc with low-level cistern+ bidet*

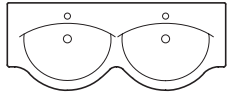


# pro come PROGETTO

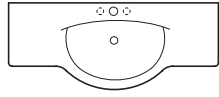
SOLUZIONI MODULARI E FLESSIBILI PER IL MONDO PROFESSIONALE  
MODULAR AND FLEXIBLE SOLUTION FOR THE PROFESSIONAL WORLD

## LAVABI SOSPESI O DA MOBILE

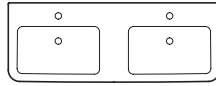
Suspended or cabinet washbasins Hänge- oder Möbelwaschbecken Lavabos suspendus ou sur meuble  
 Lavabos suspendidos o de mueble Раковины подвесные или встраиваемые в мебель



1250x500  
SOPHIE

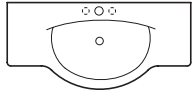


1200x500  
SOPHIE



1200x450  
ERIKA pro

1250 / 1200

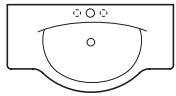


1050x500  
SOPHIE



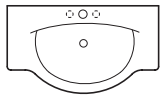
1000x450  
ERIKA pro

1100 / 1000

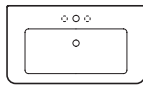


950x500  
SOPHIE

950

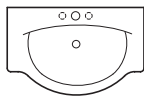


860x500  
SOPHIE



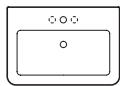
800x450  
ERIKA pro

860

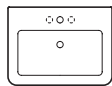


750x495  
SOPHIE

750

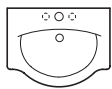


650x450  
ERIKA pro

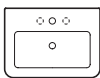


600x450  
ERIKA pro

650 / 600



560x450  
SOPHIE



550x400  
ERIKA pro

550



450x380  
ERIKA pro

450

## LAVABI SOSPESI CON COLONNA O SEMICOLONNA

Wall-hung washbasins with full column or siphon cover Hängewaschbecken mit Standsäule oder Halbsäule Lavabos suspendus avec colonne ou demi-colonne Lavabos suspendidos con pedestal o semipedestal Раковины подвесные с колонной или полуколонной



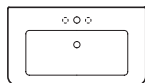
1200x450  
ERIKA pro

1200



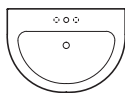
1000x450  
ERIKA pro

1000

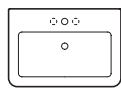


800x450  
ERIKA pro

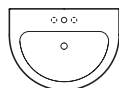
800



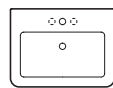
680x480  
ERIKA pro



650x450  
ERIKA pro



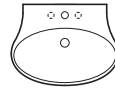
620x460  
ERIKA pro



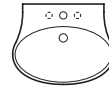
600x450  
ERIKA pro



640x480  
NIDO

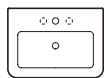


620x470  
NIDO



560x445  
NIDO

680 / 650 / 600 / 560



550x400  
ERIKA pro

550



450x380  
ERIKA pro

450

## LAVAMANI

hand-wash Handwaschbecken lave-mains lavamanos рукомойники



505x220  
DINO



450x380  
ERIKA pro

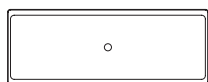


450x378  
DAYTIME

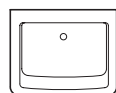
510 / 450

## SPECIALI

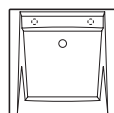
special basins Spezialprodukte accessoires spéciaux especiales комплектующие



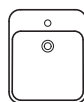
1200x450  
905x450  
LAVABI A CANALE



610x500  
LAVATOIO



600x600  
SIXTY.LP  
600x500  
FIFTY.LP



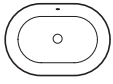
400x480  
LAVATOIO  
PILOZZO  
G-FULL



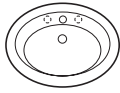
380x420  
LAVATOIO  
PILOZZO

**LAVABI INCASSO / INCASSO SOTTOPIANO / SEMINCASSO**

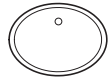
Built in washbasins / undercounter / half built in Einbauwaschbecken / unterbauwaschtisch / halbeinbau Lavabos à vasque intégrée / sous plan / semi encastré Lavabos empotrados / bajo encimera / semiempotrados Раковины встраиваемые / встраиваемая под столешницу / полувстраиваемый



615x430  
DAYTIME  
(INCASSO)



650x480  
DOLCEVITA  
(INCASSO)



570x425  
CATERINE  
(INCASSO SOTTOPIANO)



500x380  
HAPPY HOUR 11:15  
(INCASSO SOTTOPIANO)



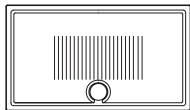
440x440  
HAPPY HOUR 07:15  
(INCASSO SOTTOPIANO)



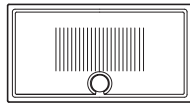
480x480  
HAPPY HOUR 09:30  
(SEMINCASSO)

**PIATTI DOCCIA**

Shower Trays Duschwannen Receveurs de douche Platos de ducha Душевые поддоны

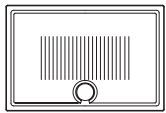


1400x800x30  
LIF H3 showertrays h30

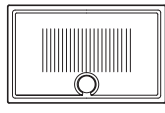


1400x700x30  
LIF H3 showertrays h30

1400

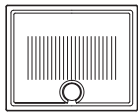


1200x800x30  
LIF H3 showertrays h30

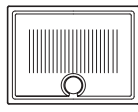


1200x700x30  
LIF H3 showertrays h30

1200

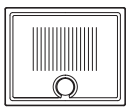


1000x800x30  
LIF H3 showertrays h30

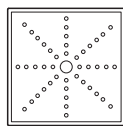


1000x700x30  
LIF H showertrays h30

1000

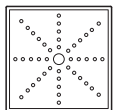


900x700x30  
LIF H3 showertrays



900x900  
AUTONOMY

900



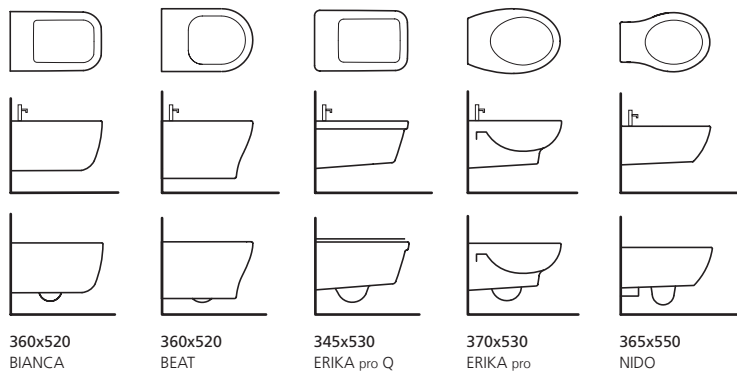
800x800  
AUTONOMY

800



## VASI E BIDET SOSPESI

Wall-hung WCs and bidets Hängeklosetts und -bidets Cuvettes et bidets suspendus Inodoros y bidés suspendidos Унитазы и биде подвесные



360x520  
BIANCA

360x520  
BEAT

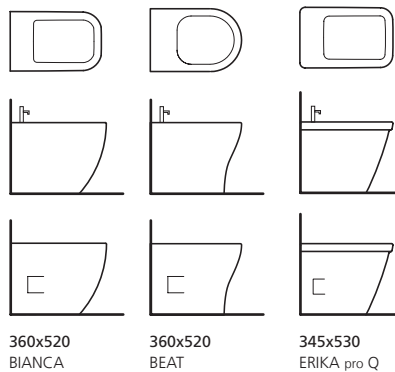
345x530  
ERIKA pro Q

370x530  
ERIKA pro

365x550  
NIDO

## VASI E BIDET A TERRA

Floor-mounted WCs and bidets Standklosetts und -bidets Cuvettes et bidets au sol Inodoros y bidés de suelo Напольные унитазы и биде



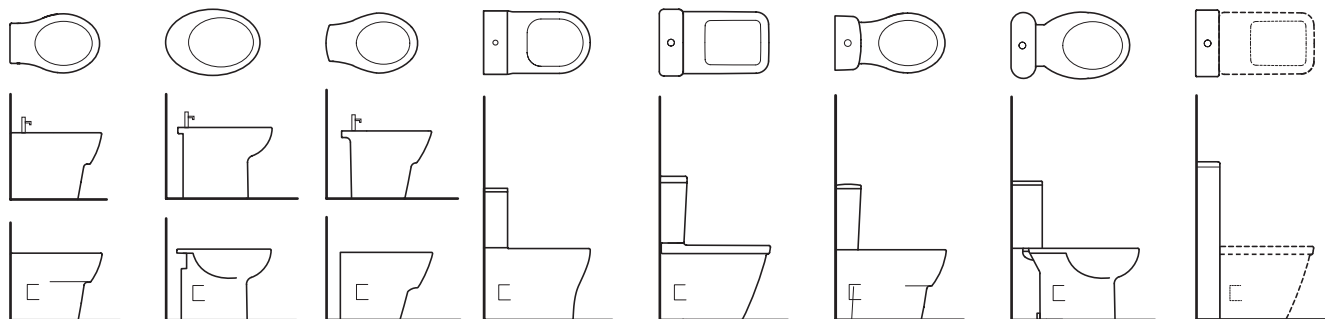
360x520  
BIANCA

360x520  
BEAT

345x530  
ERIKA pro Q

## VASI E BIDET A TERRA / VASI CON CASSETTA / MONOLITH

Floor-mounted WCs and bidets / WCs with cisterns / Monolith Standklosetts und -bidets / Klosetts mit Spülkasten / Monolith Cuvettes et bidets au sol / cuvettes avec chasse d'eau / monolith Inodoros y bidés de suelo / inodoros con cisterna / Monolith Напольные унитазы и биде / унитазы с бачком для слива / Monolith



360x560  
NIDO

370x530  
ERIKA pro

355x555  
NIDO

370x620  
BEAT

370x625  
ERIKA pro Q

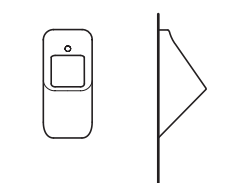
355x655  
NIDO

370x675  
ERIKA pro

370x130x900  
MONOLITH +  
(ERIKA pro Q, DAYTIME EVO,  
YOU&ME, FUSION, NIDO)

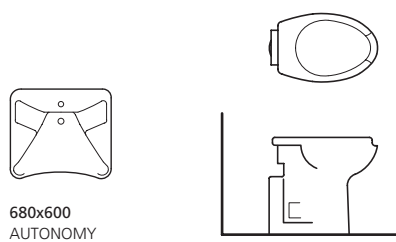
## ORINATOIO

Urinal Urinale Urinoir Urinario Писсуары

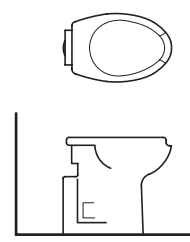


325x685  
ORINATOIO FUSION

## AUTONOMY



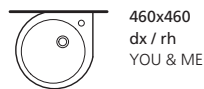
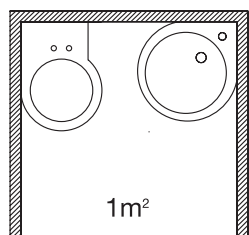
680x600  
AUTONOMY



380x595  
AUTONOMY

## BAGNO 1x1 m

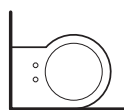
Bathroom 1x1m Bad 1x1m Salle de bain 1x1 m Baño 1x1 m Ванная комната 1x1 м



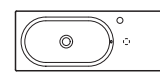
460x460  
dx / rh  
YOU & ME



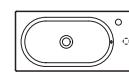
460x460  
sx / lt  
YOU & ME



375x505  
YOU & ME  
CORNER



900x350  
AREA



700x350  
AREA



01



02



03



04



05

## LAVABI SOSPESI O DA MOBILE

01: LAVABO ERIKA PRO Q 80 SU MOBILE  
 02: LAVABO DOPPIO SOPHIE 125 SOSPESO

*01: washbasin ERIKA pro Q 80 on furniture  
 02: wall hung double washbasin SOPHIE 125*

## LAVABI SOSPESI CON COLONNA O SEMICOLONNA

03: LAVABO SOSPESO ERIKA PRO Q 60 CON COLONNA  
 04: LAVABO SOSPESO ERIKA PRO Q 55 CON SEMICOLONNA  
 05: LAVABO SOSPESO ERIKA PRO Q 45

*03: wall hung washbasin ERIKA pro Q 60 with pedestal  
 04: wall hung washbasin ERIKA pro Q 55 with siphon cover  
 05: wall hung washbasin ERIKA pro Q 45*



01



02



03



04



05



06

## LAVABI INCASSO / SEMINCASSO / INCASSO SOTTOPIANO

- 01: LAVABO INCASSO DAYTIME  
 02: LAVABO INCASSO OVALINE  
 03: LAVABO INCASSO SOTTOPIANO HAPPY HOUR 07:15  
 04: LAVABO INCASSO SOTTOPIANO HAPPY HOUR 11:15  
 05: LAVABO INCASSO SOTTOPIANO CATERINE  
 06: LAVABO SEMINCASSO HAPPY HOUR 09:30

- 01: built in washbasin DAYTIME  
 02: built in washbasin OVALINE  
 03: built in undercounter washbasin HAPPY HOUR 07:15  
 04: built in undercounter washbasin HAPPY HOUR 11:15  
 05: undercounter washbasin CATERINE  
 06: half built in washbasin HAPPY HOUR 09:30*



01



02



03

**LAVAMANI E SPECIALI**

- 01: LAVAPANNI FIFTY.LP + MOBILE FIFTY.UNIT
- 02: LAVAPANNI SIXTY.LP + MOBILE SIXTY.UNIT
- 03: LAVATOI 60 + 38, LAVABO A CANALE 120

- 01: *laundry sink FIFTY.LP + furniture FIFTY.UNIT*
- 02: *laundry sink SIXTY.LP + furniture SIXTY.UNIT*
- 03: *sinks 60 + 38, sink 120*





01



02



03



04



05



06

### **VASI E BIDET SOSPESI**

- 01: VASO E BIDET SOSPESI ERIKA PRO
- 02: VASO E BIDET SOSPESI BIANCA

### **VASI E BIDET A TERRA**

- 03: VASO E BIDET BEAT
- 04: VASO E BIDET ERIKA pro Q
- 05: VASO E BIDET ERIKA pro

### **VASI CON CASSETTA**

- 06: VASO MONOBLOCCO CON CASSETTA ERIKA pro

- 
- 01: ERIKA pro wall hung wc and bidet
  - 02: BIANCA wall hung wc and bidet
  - 03: wc and bidet BEAT
  - 04: wc and bidet ERIKA pro Q
  - 05: wc and bidet ERIKA pro
  - 06: coupled wc with cistern ERIKA pro



01



02



03



04



05



06

### CASSETTA MONOLITH

01: VASO FUSION - 02: VASO FUSION 48  
 03: VASO ERIKA pro Q - 04: VASO NIDO  
 05: VASO BIANCA - 06: VASO DAYTIME EVO  
 CON CASSETTA MONOLITH

*01: wc FUSION - 02: wc FUSION 48  
 03: wc ERIKA pro Q - 04: wc NIDO  
 05: wc BIANCA - 06: wc DAYTIME EVO  
 with MONOLITH cistern*



01

### **BAGNO 1x1 m**

01: VASO D'ANGOLO DESTRO YOU & ME + LAVABO YOU & ME 46 ANGOLARE SX

*01: corner wc right YOU & ME + corner wasbasin YOU & ME 46 left*



01



02



03

## AUTONOMY

- 01: LAVABO ERGONOMICO 68 + VASO APERTURA FRONTALE CON SEDILE  
 02: VASO APERTURA FRONTALE CON SEDILE SOLO ANELLO  
 03: VASO APERTURA FRONTALE CON SEDILE IN METACRILATO

*01: ergonomic washbasin 68 + front opening wc with seat cover  
 02: front opening wc with only front opening seat cover  
 03: front opening wc with acrylic seat cover*



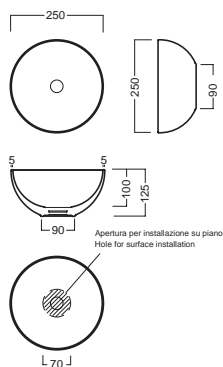


# SCHEDE TECNICHE

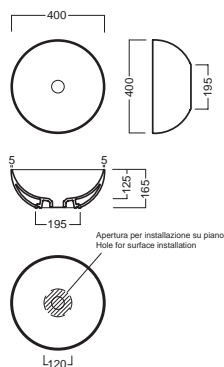
TECHNICAL SHEETS

# HAPPY HOUR SLIM

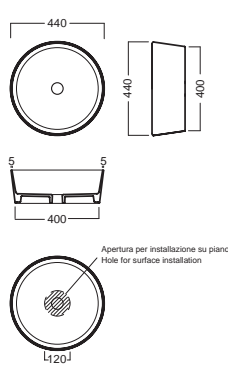
lavabo 05:00s  
washbasin 05:00s



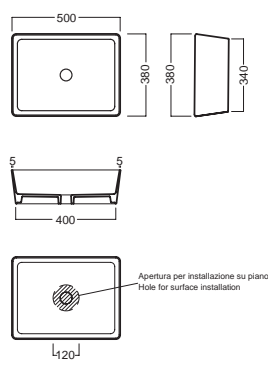
lavabo 06:00s  
washbasin 06:00s



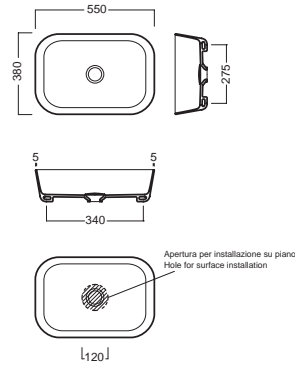
lavabo 07:00s  
washbasin 07:00s



lavabo 11:00s  
washbasin 11:00s

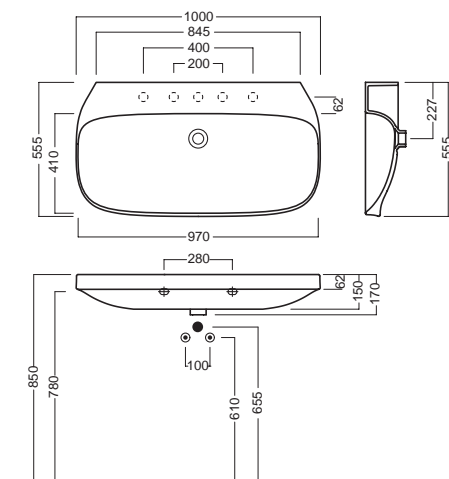


lavabo 18:00s  
washbasin 18:00s

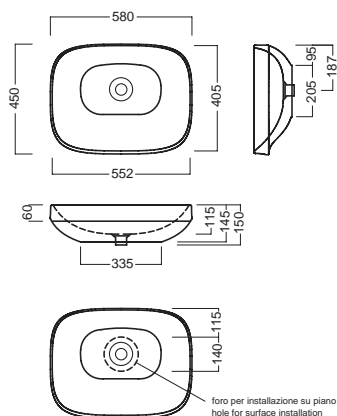


# ABITO

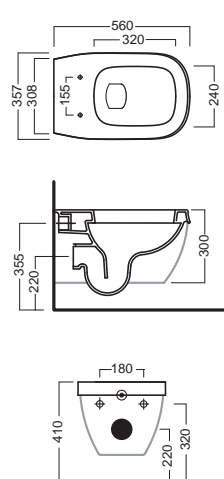
lavabo 100  
washbasin 100



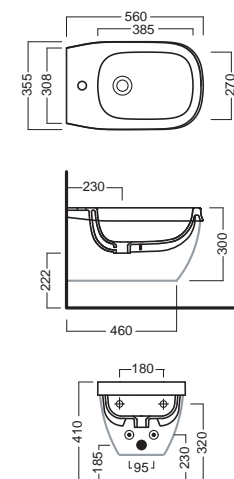
lavabo 80  
washbasin 80



vaso sospeso  
wall hung wc

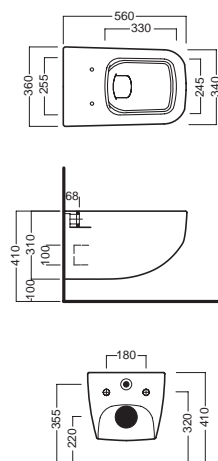


bidet sospeso  
wall hung bidet

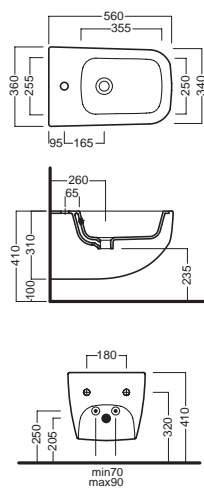


# NEXT

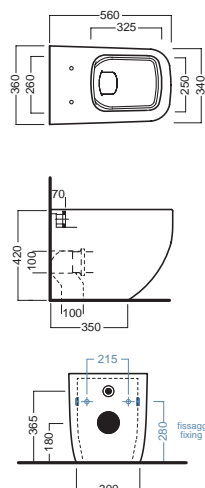
vaso sospeso PURE RIM  
PURE RIM wall-hung wc



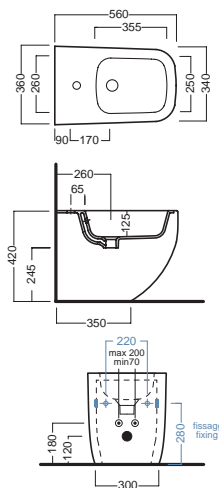
bidet sospeso  
wall-hung bidet



vaso filo muro PURE RIM  
PURE RIM back to wall wc

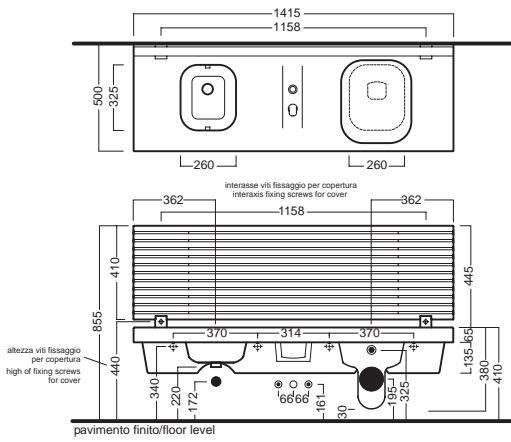


bidet filo muro  
back to wall bidet

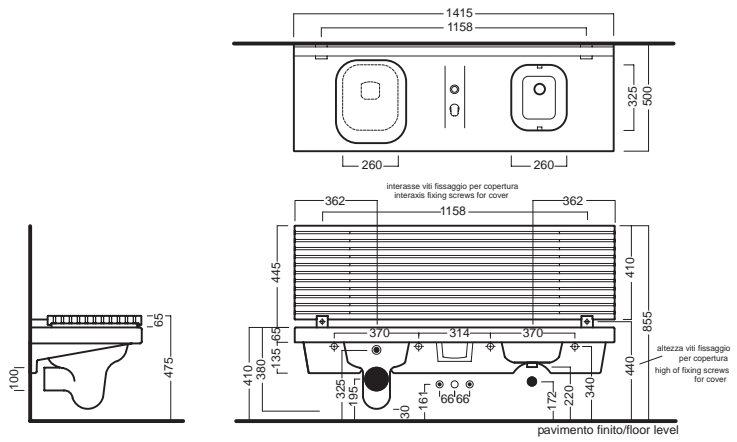


# G-FULL

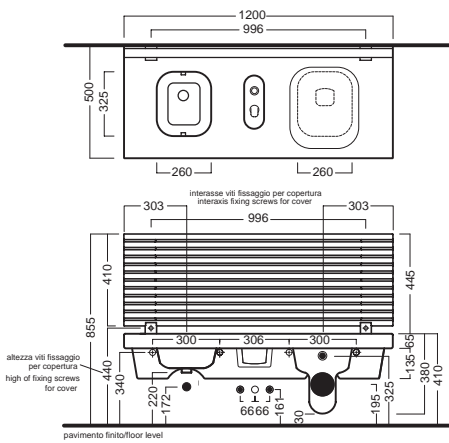
G-FULL 140 vaso a destra  
G-FULL 140 wc right



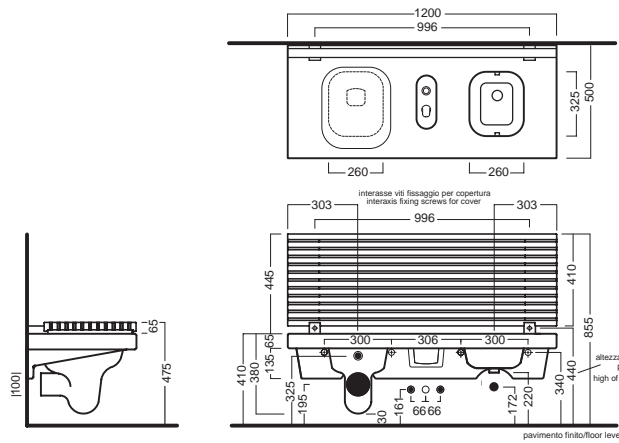
G-FULL 140 vaso a sinistra  
G-FULL 140 wc left



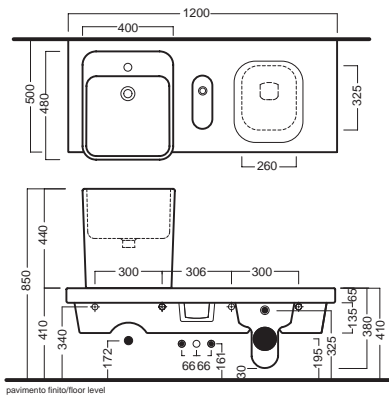
G-FULL 120 vaso a destra  
G-FULL 120 wc right



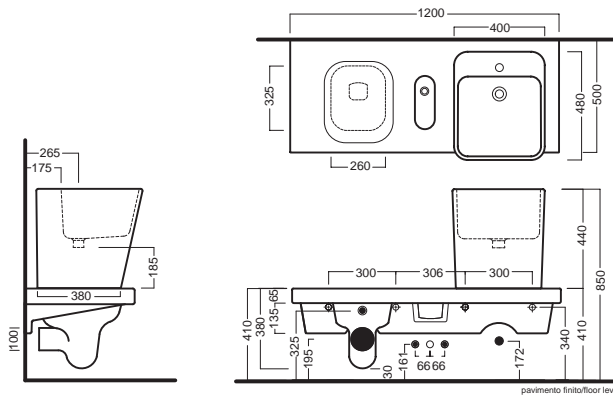
G-FULL 120 vaso a sinistra  
G-FULL 120 wc left



G-FULL 120 vaso a destra + lavabo pilozzo  
G-FULL 140 wc right + sink



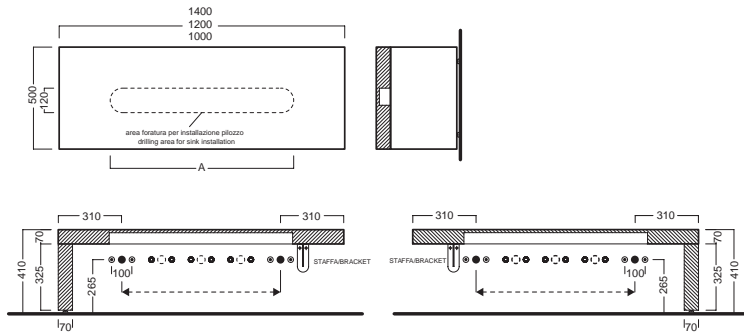
G-FULL 120 vaso a sinistra + lavabo pilozzo  
G-FULL 140 wc left + sink



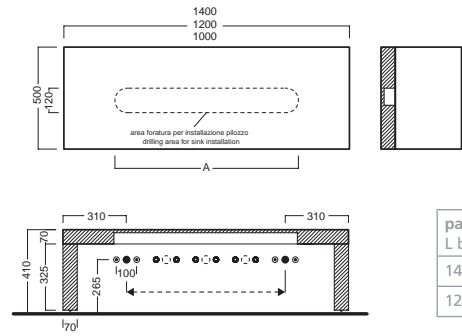


# G-FULL

## panca ad L L bench

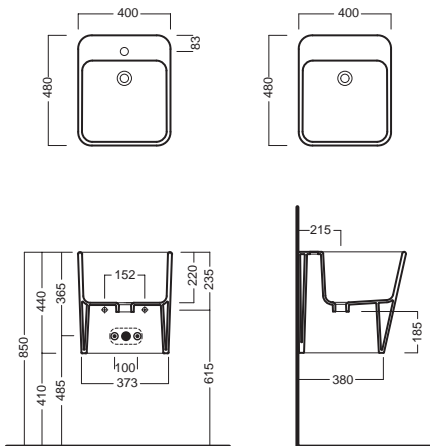


## versione freestanding freestanding version

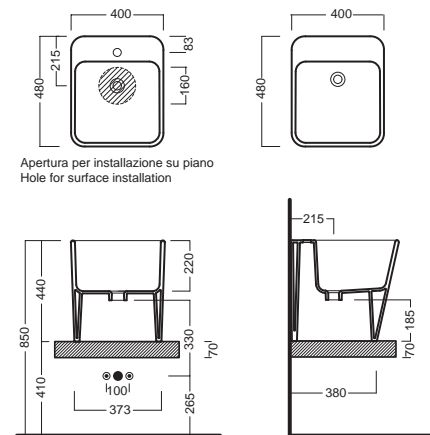


panca L L bench	A
1400	900
1200	700

## lavabo pilozzo sospeso wall hung sink

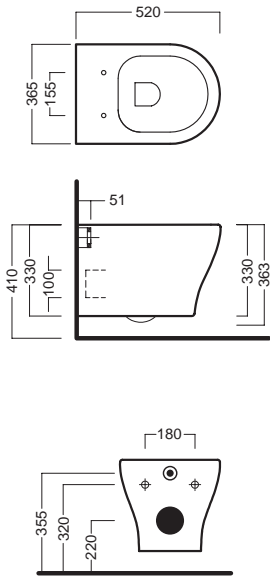


## lavabo pilozzo in appoggio surface-mounted sink

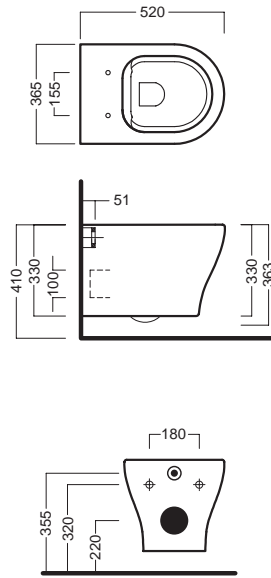


# BEAT

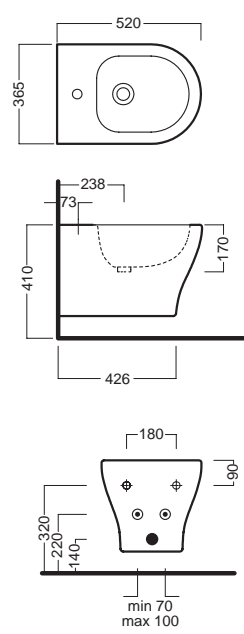
vaso sospeso  
wall hung wc



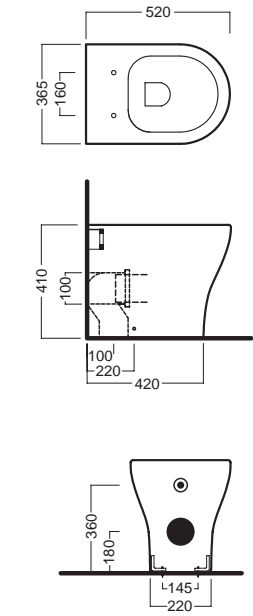
vaso sospeso PURE RIM  
PURE RIM wall hung wc



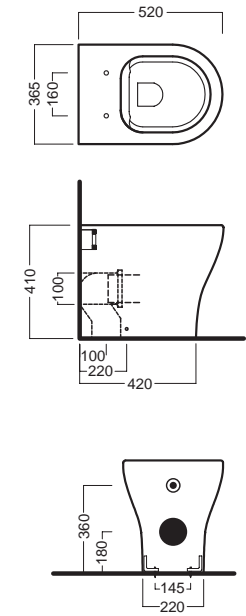
bidet sospeso  
wall hung bidet



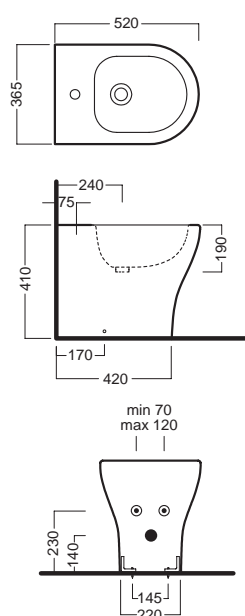
vaso filo muro  
back to wall wc



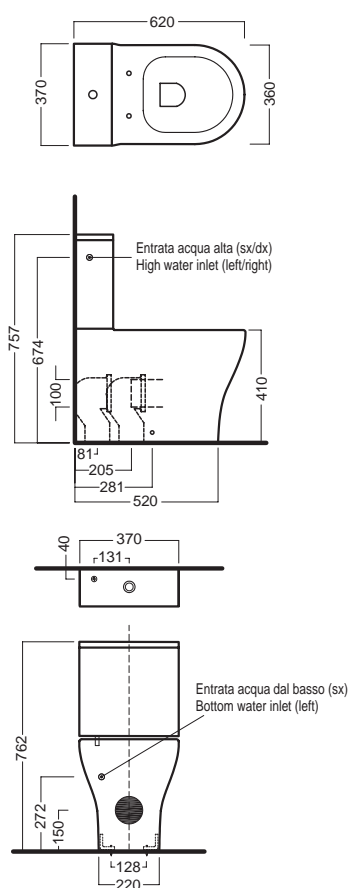
vaso filo muro PURE RIM  
PURE RIM back to wall wc



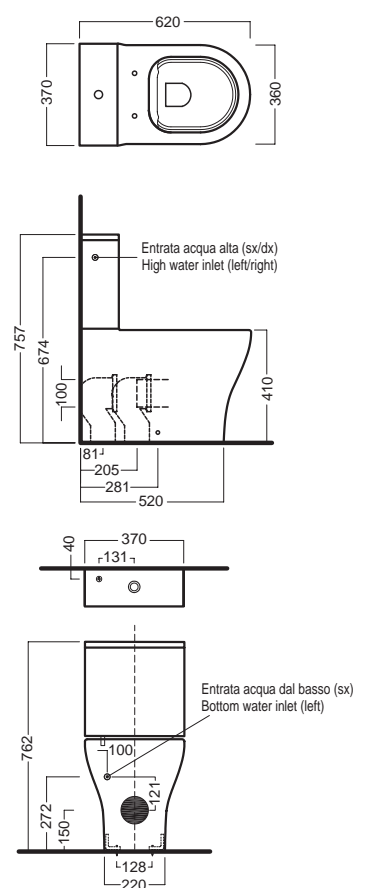
bidet filo muro  
back to wall bidet



vaso monoblocco con cassetta  
coupled wc with cistern

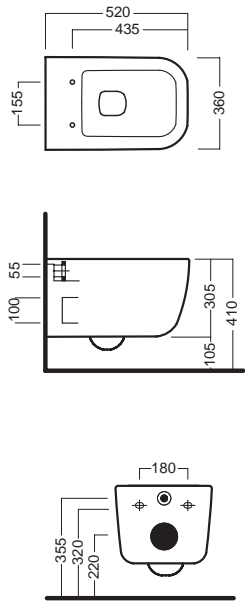


vaso PURE RIM monoblocco con cassetta  
PURE RIM coupled wc with cistern

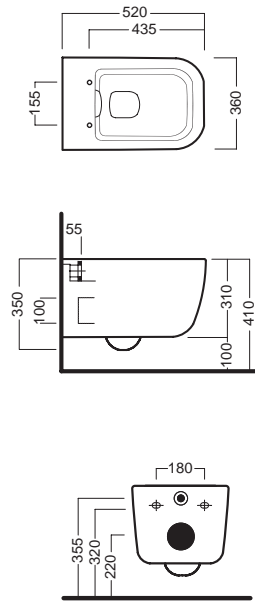


# BIANCA

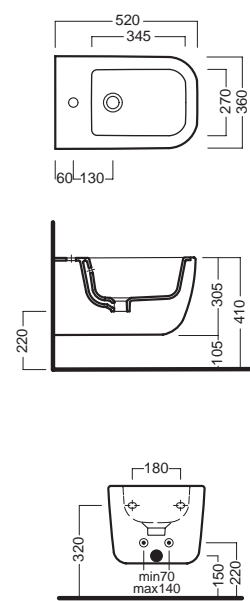
vaso sospeso  
wall hung wc



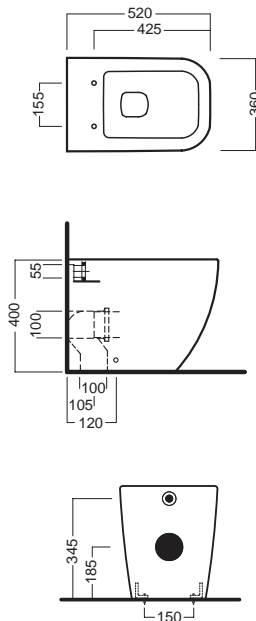
vaso sospeso PURE RIM  
PURE RIM wall hung wc



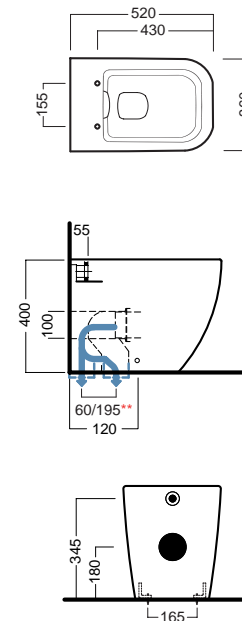
bidet sospeso  
wall hung bidet



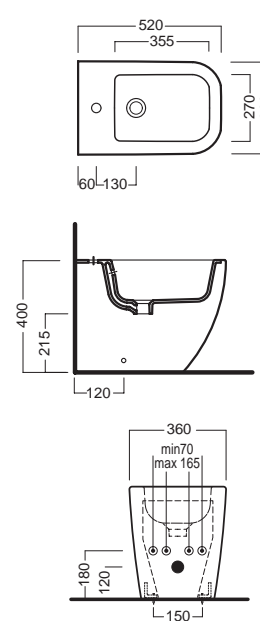
vaso filo muro  
back to wall wc



vaso filo muro PURE RIM\_SCARICO TRASLATO  
PURE RIM back to wall wc\_SHIFT DRAIN SYSTEM



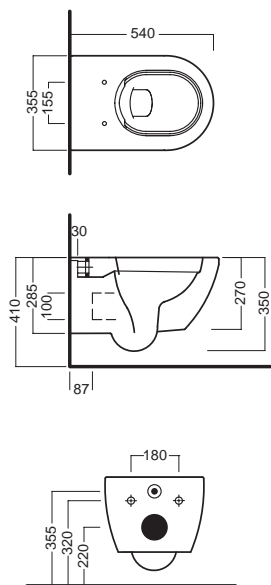
bidet filo muro  
back to wall bidet



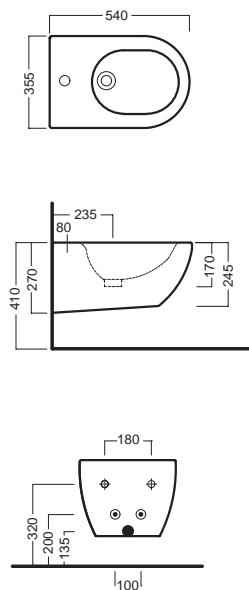
\*\* 215mm Con Raccordo eccentrico per scarico Wc Y1PJ  
215mm With eccentric pipe for wc outlet Y1PJ

# FUSION

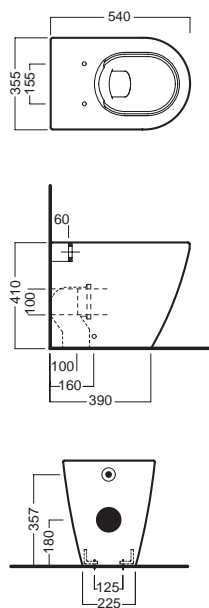
vaso sospeso PURE RIM  
PURE RIM wall hung wc



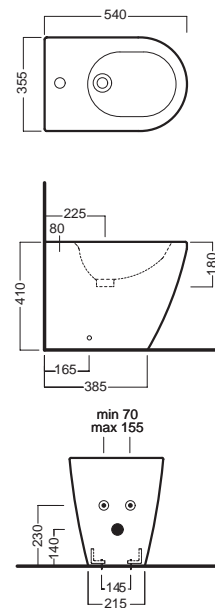
bidet sospeso  
wall hung bidet



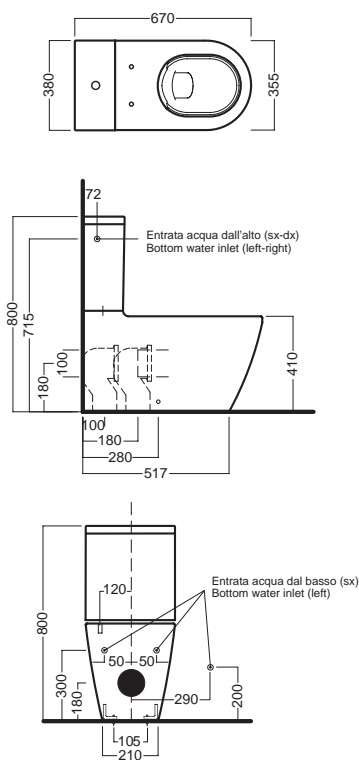
vaso filo muro PURE RIM  
PURE RIM back to wall wc



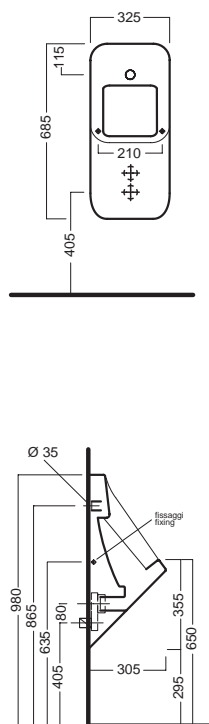
bidet filo muro  
back to wall bidet



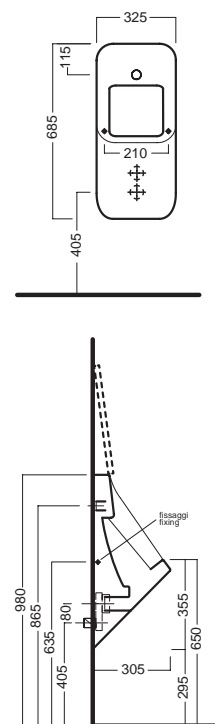
vaso PURE RIM monoblocco con cassetta  
PURE RIM coupled wc with cistern



orinatoio sospeso  
wall hung urinal



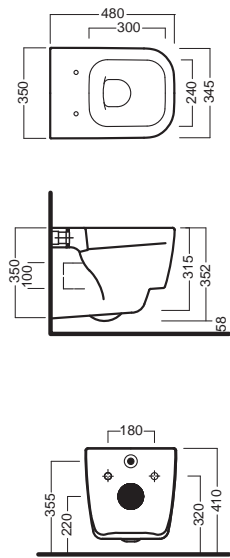
orinatoio sospeso con coperchio  
wall hung urinal with cover



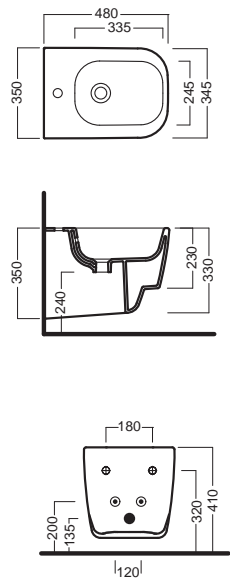


# FUSION 48

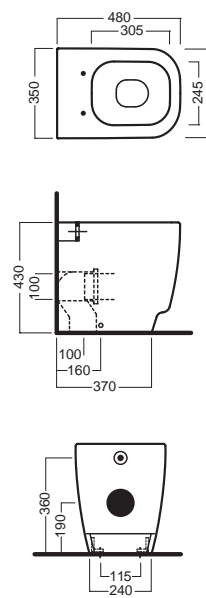
vaso sospeso  
wall hung wc



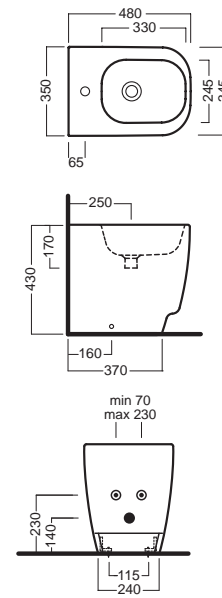
bidet sospeso  
wall hung bidet



vaso filo muro  
back to wall wc

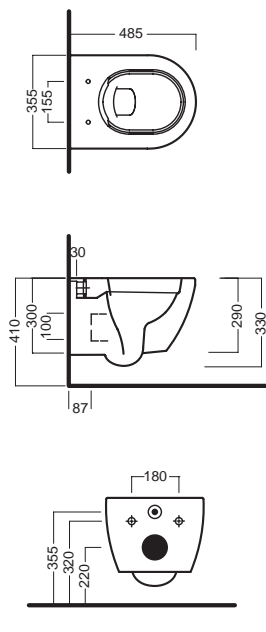


bidet filo muro  
back to wall bidet

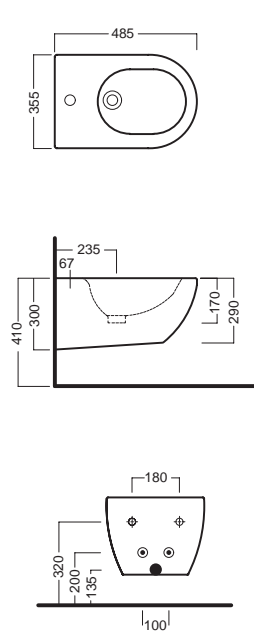


# FUSION COMPACT

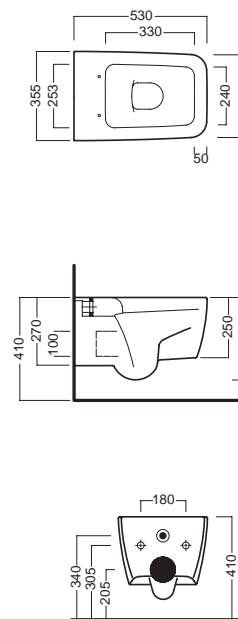
vaso sospeso PURE RIM  
PURE RIM wall hung wc



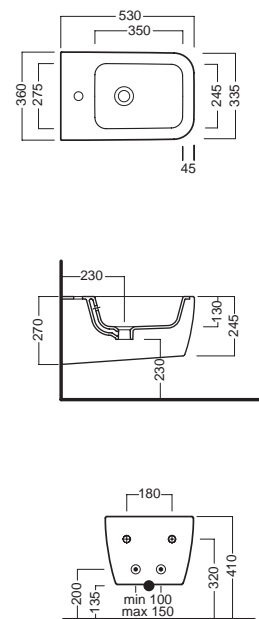
bidet sospeso  
wall hung bidet



vaso sospeso  
wall hung wc

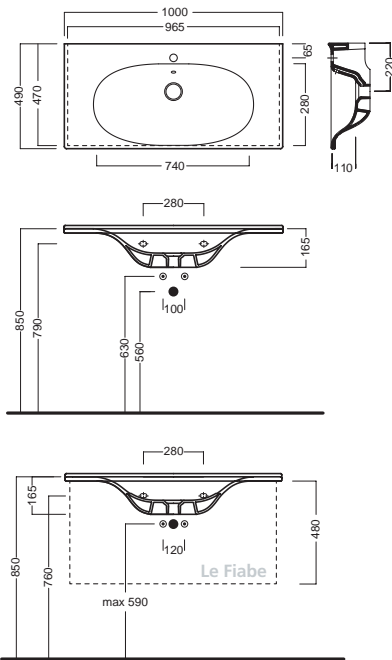


bidet sospeso  
wall hung bidet



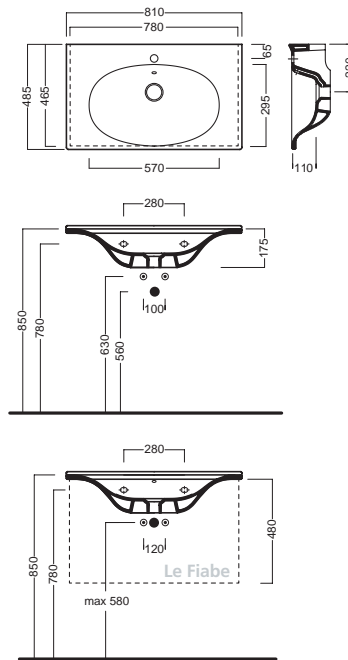
# LE FIABE

lavabo 100  
washbasin 100



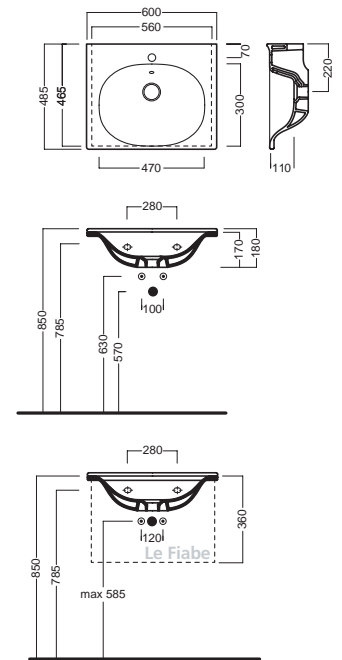
con sifone salvaspazio - with space saver trap\_Y1M5

lavabo 80  
washbasin 80



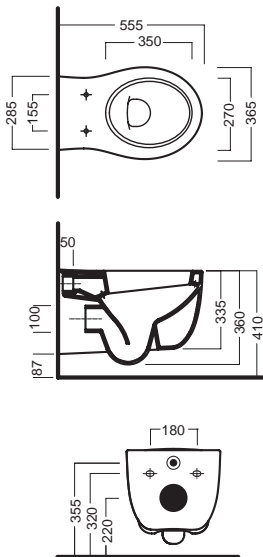
con sifone salvaspazio - with space saver trap\_Y1M5

lavabo 60  
washbasin 60

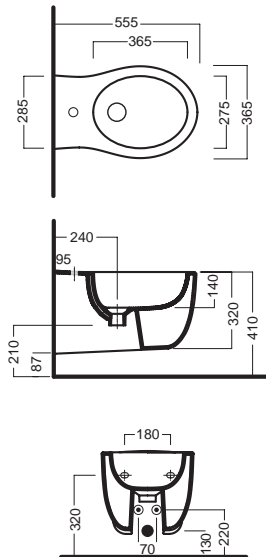


con sifone salvaspazio - with space saver trap\_Y1M5

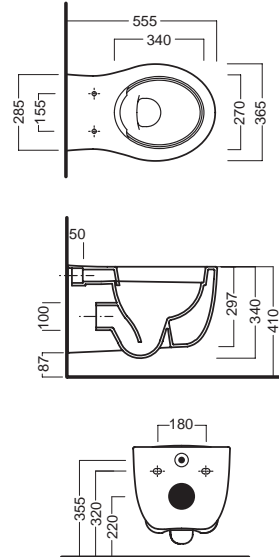
vaso sospeso  
wall hung wc



bidet sospeso  
wall hung bidet

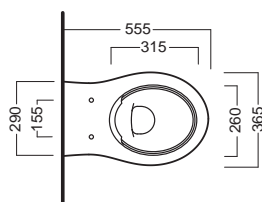


vaso sospeso PURE RIM  
PURE RIM wall hung wc

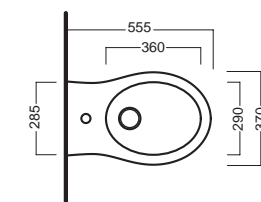


# LE FIABE

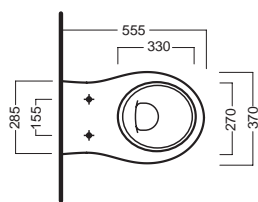
vaso filo muro PURE RIM  
PURE RIM back to wall wc



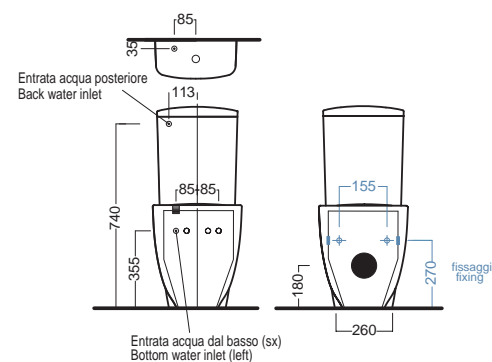
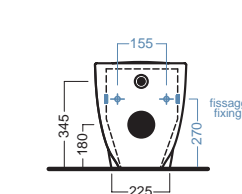
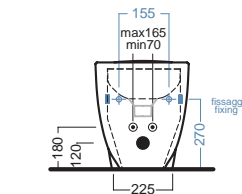
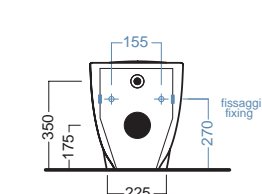
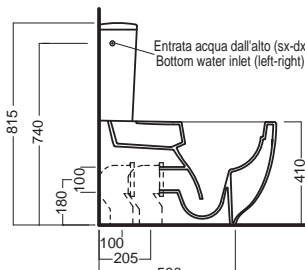
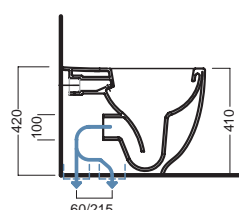
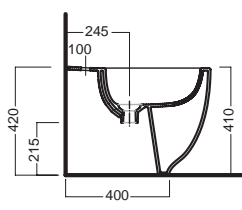
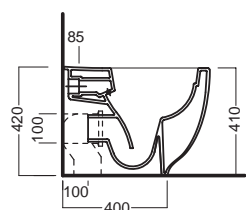
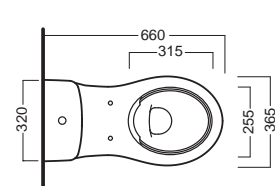
bidet filo muro\_OPEN BIDET  
back to wall bidet\_OPEN BIDET



vaso filo muro\_SCARICO TRASLATO  
back to wall wc\_SHIFT DRAIN SYSTEM

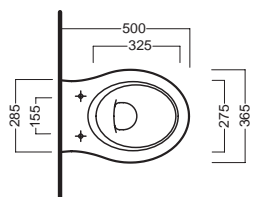


vaso monoblocco PURE RIM  
PURE RIM coupled wc

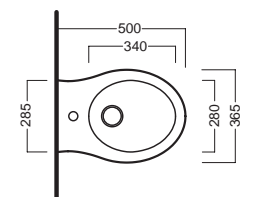


# LE FIABE 50

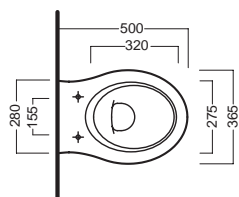
vaso sospeso\_50  
wall hung wc\_50



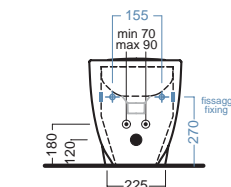
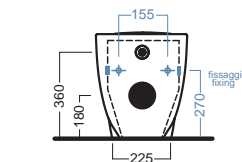
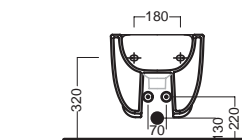
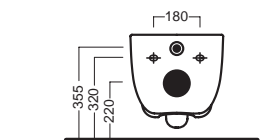
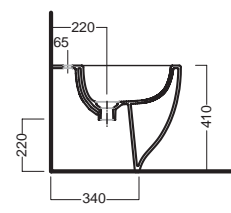
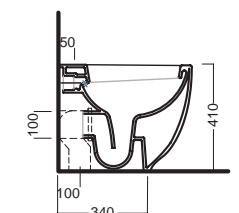
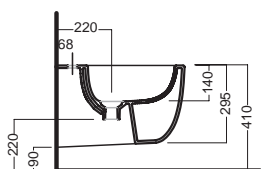
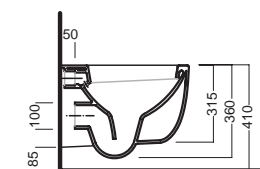
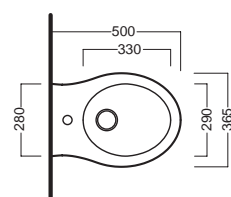
bidet sospeso\_50  
wall hung bidet\_50



vaso filo muro\_50  
back to wall wc\_50

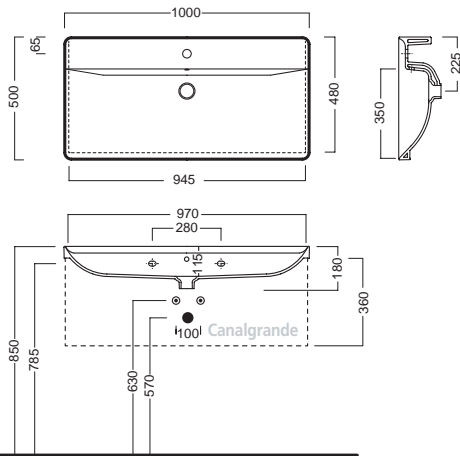


bidet filo muro\_50  
back to wall bidet\_50



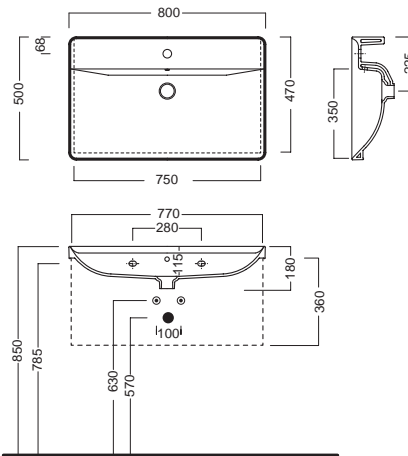
# CANALGRANDE

lavabo 100  
washbasin 100



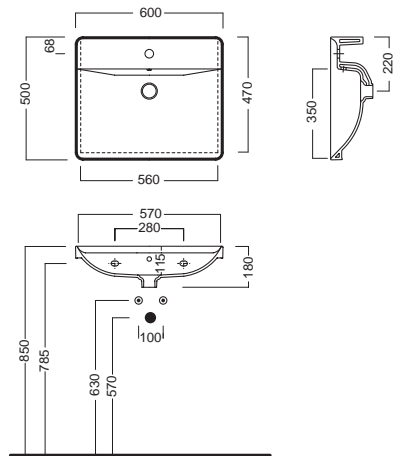
con sifone salvaspazio - with space saver trap\_Y1M5

lavabo 80  
washbasin 80



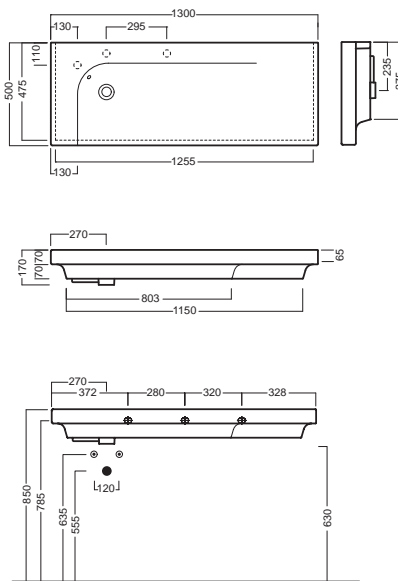
con sifone salvaspazio - with space saver trap\_Y1M5

lavabo 60  
washbasin 60

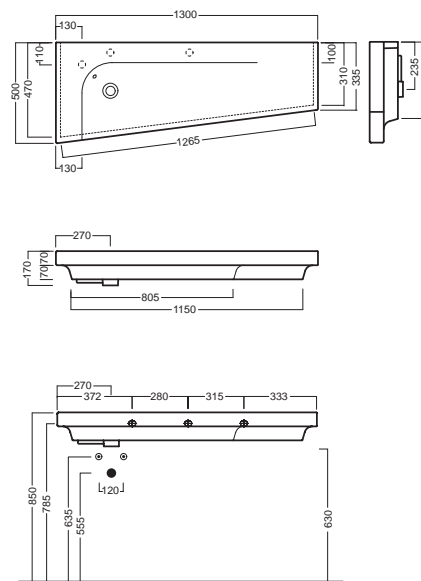


# GRANDANGOLO

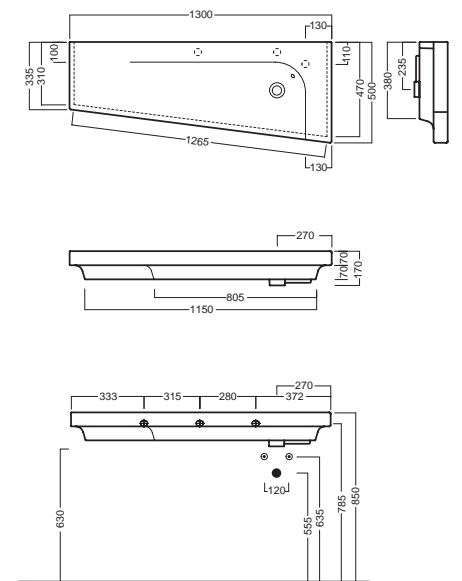
G-130



G-130 T destro  
G-130 T right



G-130 T sinistro  
G-130 T left



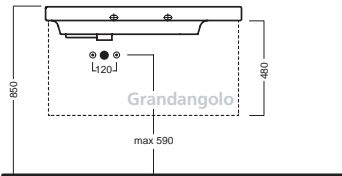
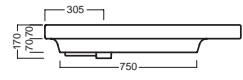
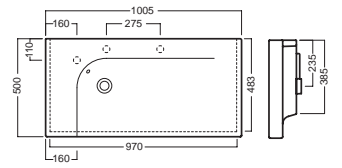
con sifone salvaspazio - with space saver trap\_Y1M5

con sifone salvaspazio - with space saver trap\_Y1M5

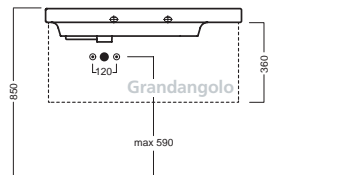


# GRANDANGOLO

## G-100

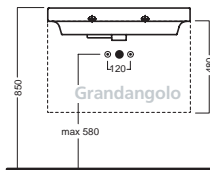
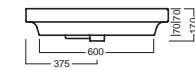
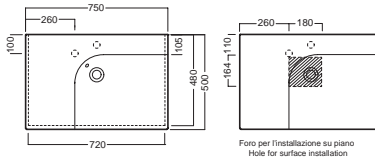


con sifone salvaspazio - with space saver trap\_Y1M5

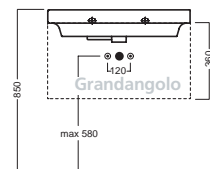


con sifone salvaspazio - with space saver trap\_Y1M5

## G-75 destro G-75 right

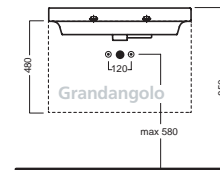
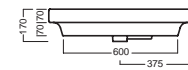
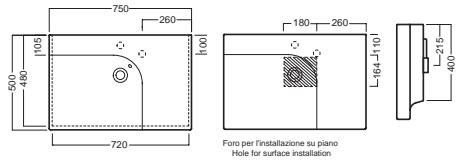


con sifone salvaspazio - with space saver trap\_Y1M5

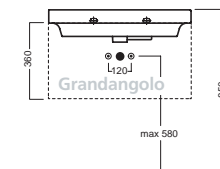


con sifone salvaspazio - with space saver trap\_Y1M5

## G-75 sinistro G-75 left

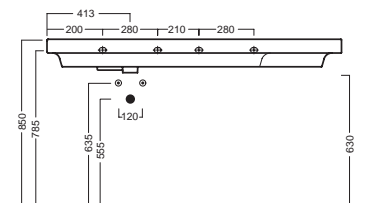
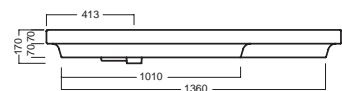
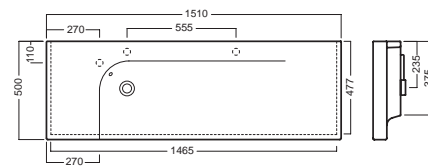


con sifone salvaspazio - with space saver trap\_Y1M5

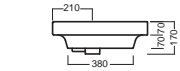
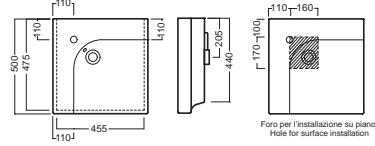


con sifone salvaspazio - with space saver trap\_Y1M5

## G-150



## G-50 destro G-50 right

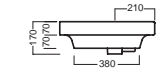
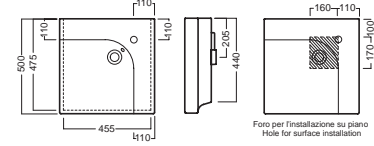


con sifone salvaspazio - with space saver trap\_Y1M5



con sifone salvaspazio - with space saver trap\_Y1M5

## G-50 sinistro G-50 left



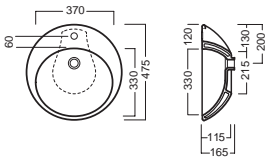
con sifone salvaspazio - with space saver trap\_Y1M5



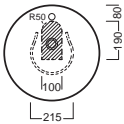
con sifone salvaspazio - with space saver trap\_Y1M5

# HAPPY HOUR

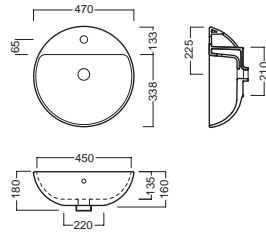
lavabo 02:00  
washbasin 02:00



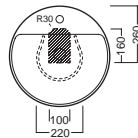
Apertura per installazione su piano  
Hole for surface installation



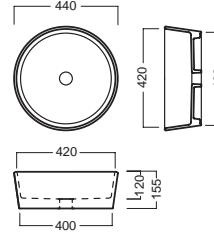
lavabo 03:00  
washbasin 03:00



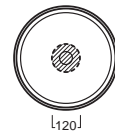
Apertura per installazione su piano  
Hole for surface installation



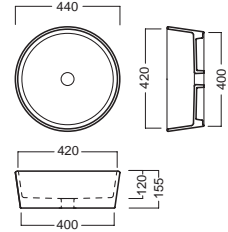
lavabo 07:00  
washbasin 07:00



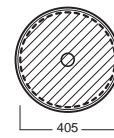
Apertura per installazione su piano  
Hole for surface installation



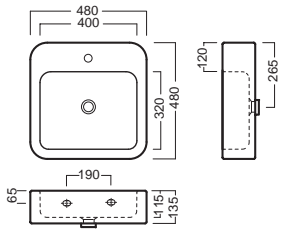
lavabo 07:15  
washbasin 07:15



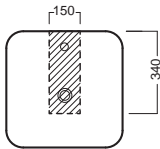
Apertura per installazione su piano  
Hole for surface installation



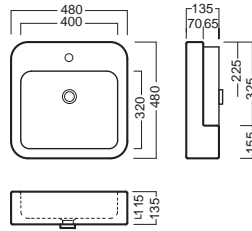
lavabo 09:00  
washbasin 09:00



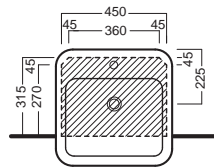
Apertura per installazione su piano  
Hole for surface installation



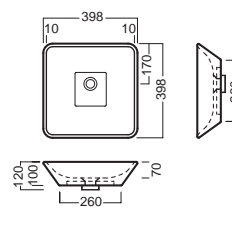
lavabo 09:30  
washbasin 09:30



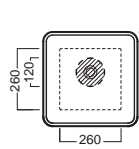
Apertura per installazione su piano  
Hole for surface installation



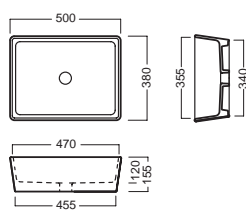
lavabo 10:00  
washbasin 10:00



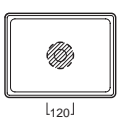
Apertura per installazione su piano  
Hole for surface installation



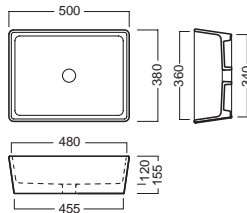
lavabo 11:00  
washbasin 11:00



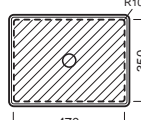
Apertura per installazione su piano  
Hole for surface installation



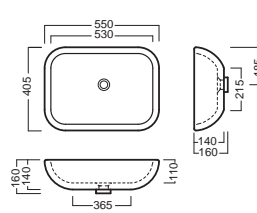
lavabo 11:15  
washbasin 11:15



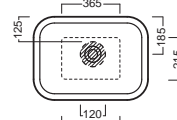
Apertura per installazione su piano  
Hole for surface installation



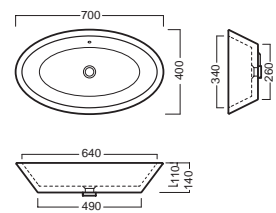
lavabo 17:00  
washbasin 17:00



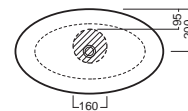
Apertura per installazione su piano  
Hole for surface installation



lavabo 22:00  
washbasin 22:00

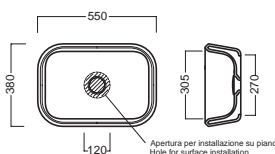


Apertura per installazione su piano  
Hole for surface installation



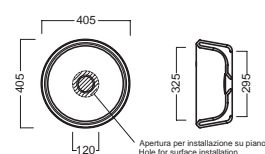
# PENCIL

lavabo 55  
washbasin 55



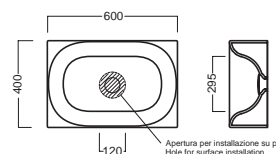
Apertura per installazione su piano  
Hole for surface installation

lavabo 40  
washbasin 40



Apertura per installazione su piano  
Hole for surface installation

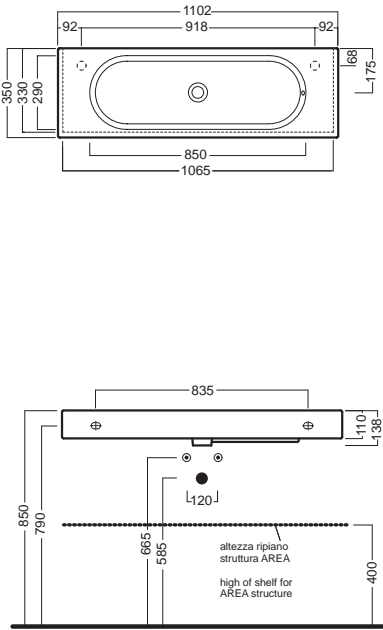
lavabo 60  
washbasin 60



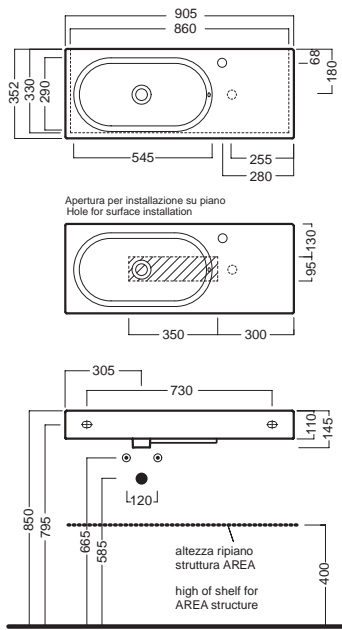
Apertura per installazione su piano  
Hole for surface installation

# AREA

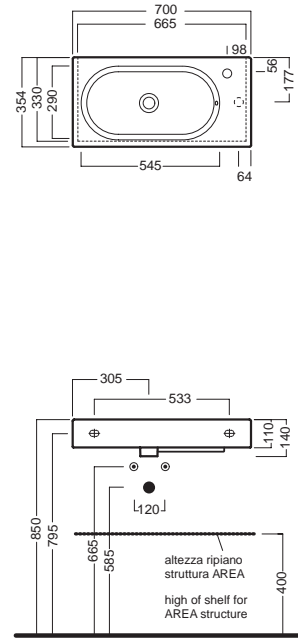
**lavabo 110x35**  
washbasin 110x35



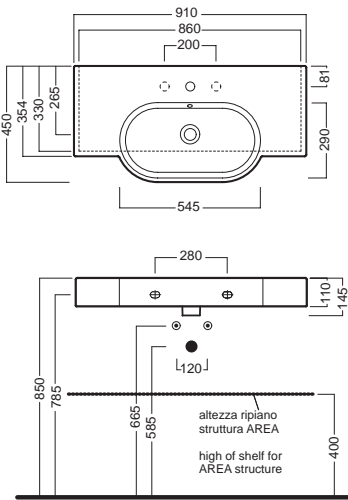
**lavabo 90x35**  
washbasin 90x35



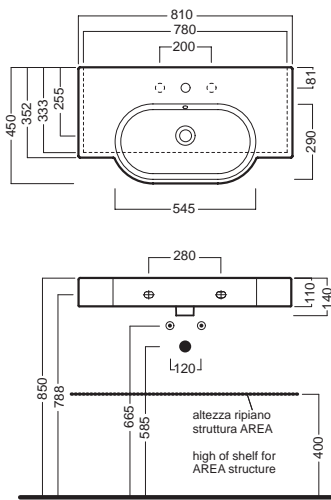
**lavabo 70x35**  
washbasin 70x35



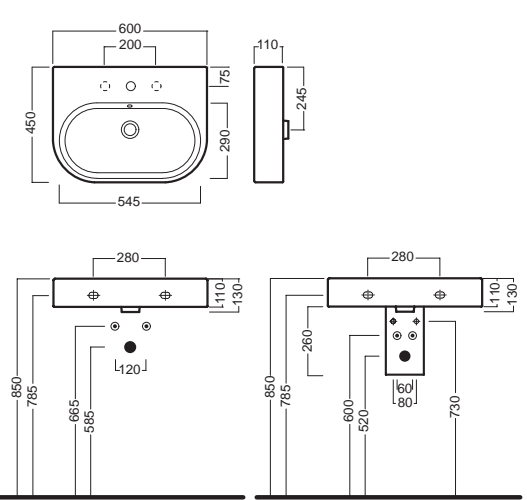
**lavabo 90x45**  
washbasin 90x45



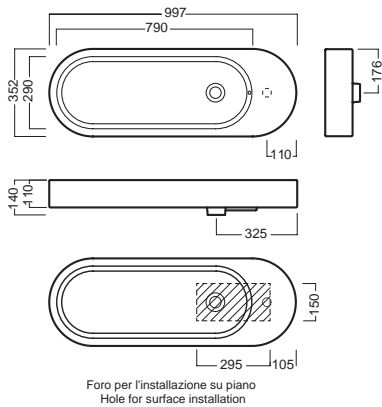
**lavabo 81x45**  
washbasin 81x45



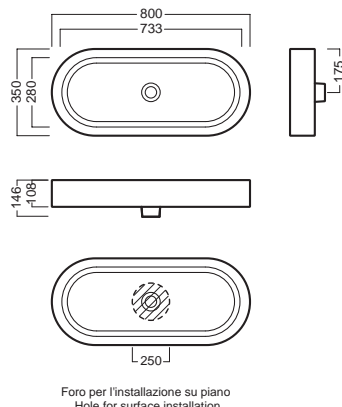
**lavabo 60x45**  
washbasin 60x45



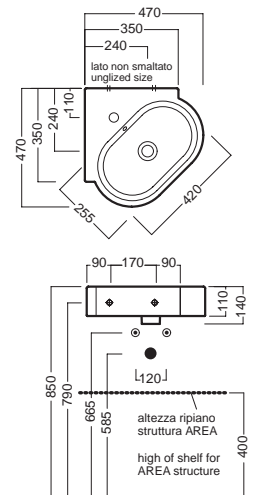
**lavabo 100x35**  
washbasin 100x35



**lavabo 80x35**  
washbasin 80x35

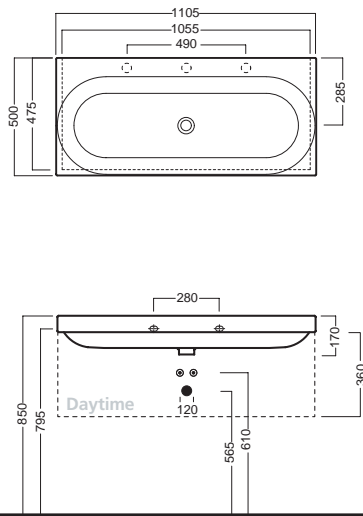


**lavabo 47x47 destro**  
washbasin 80x35 right



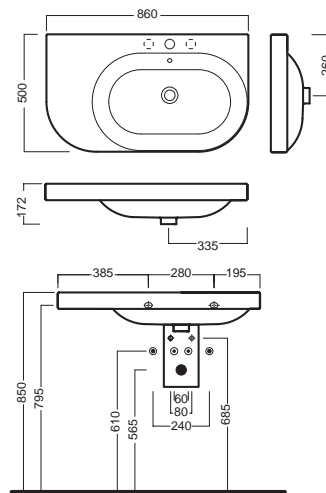
# DAYTIME

lavabo 110  
washbasin 110

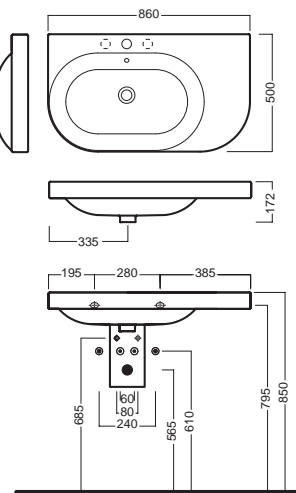


con sifone salvaspazio - with space saver trap\_Y1M5

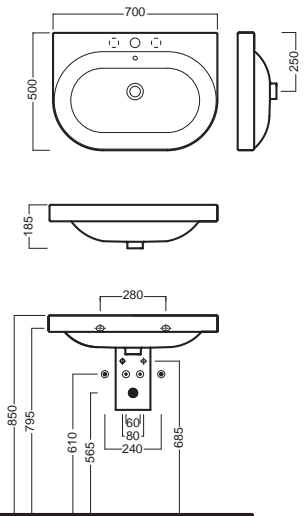
lavabo 86 destro  
washbasin 86 right



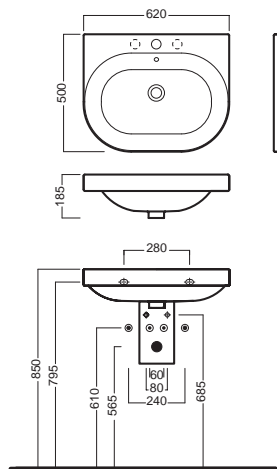
lavabo 86 sinistro  
washbasin 86 left



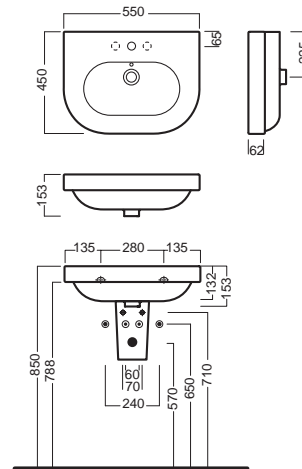
lavabo 70  
washbasin 70



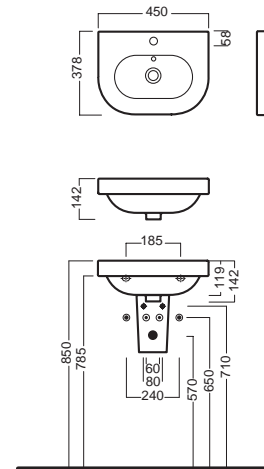
lavabo 62  
washbasin 62



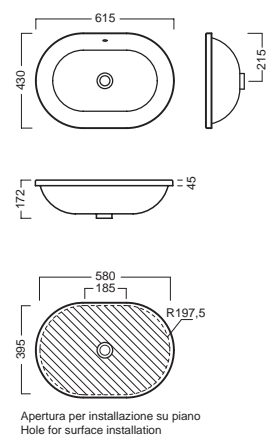
lavabo 55  
washbasin 55



lavabo 45  
washbasin 45



lavabo 62 incasso  
62 countertop washbasin

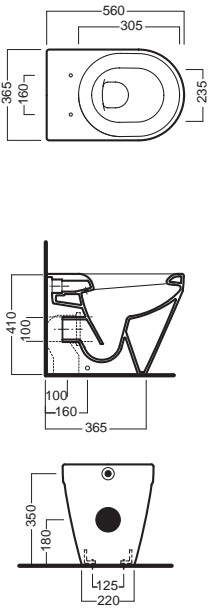


Apertura per installazione su piano  
Hole for surface installation

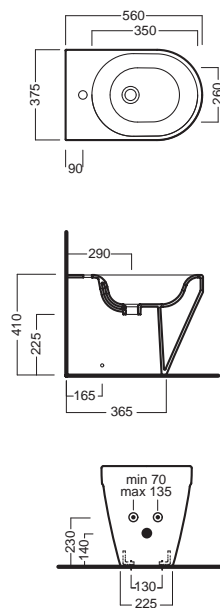


# DAYTIME EVO

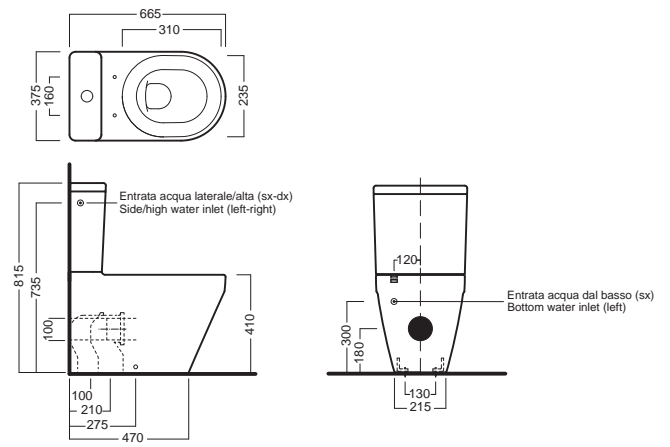
vaso filo muro  
back to wall wc



bidet filo muro  
back to wall bidet

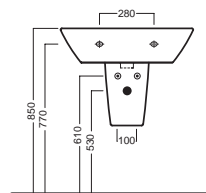
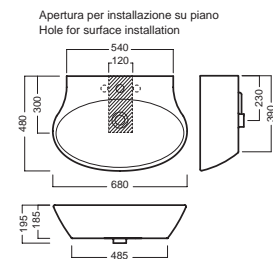


vaso monoblocco con cassetta  
coupled wc with cistern

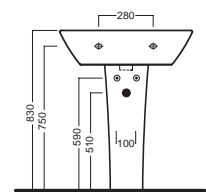


# NIDO

lavabo 68  
washbasin 68

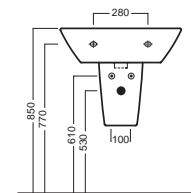
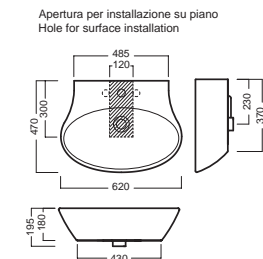


semicolonna\_siphon cover

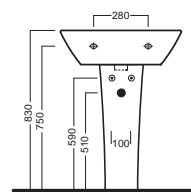


colonna\_pedestal

lavabo 62  
washbasin 62

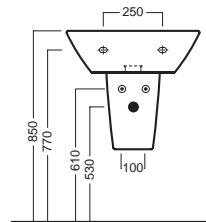
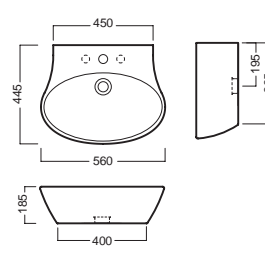


semicolonna\_siphon cover

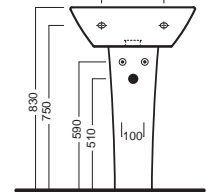


colonna\_pedestal

lavabo 56  
washbasin 56

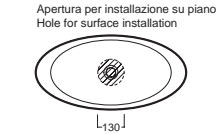
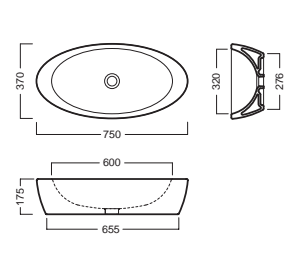


semicolonna\_siphon cover



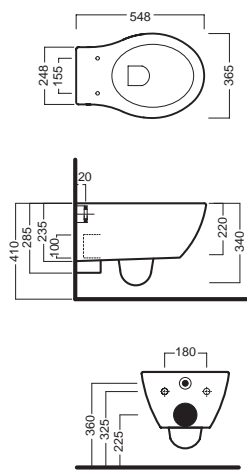
colonna\_pedestal

lavabo 75 da appoggio  
surface-mounted washbasin 75

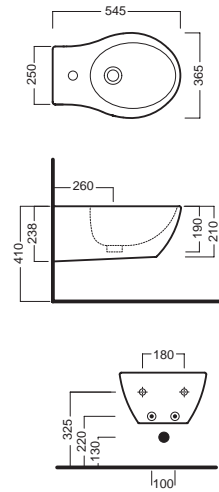


# NIDO

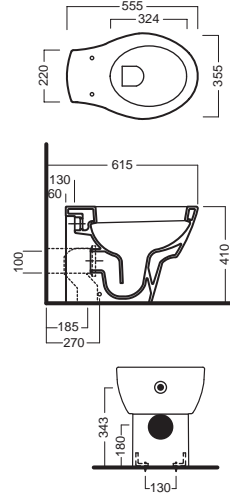
**vaso sospeso**  
wall hung wc



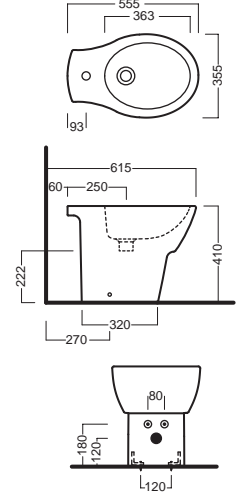
**bidet sospeso**  
wall hung bidet



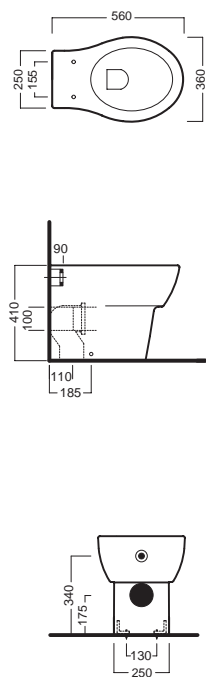
**vaso**  
wc



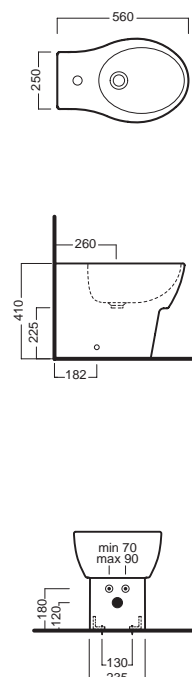
**bidet**  
bidet



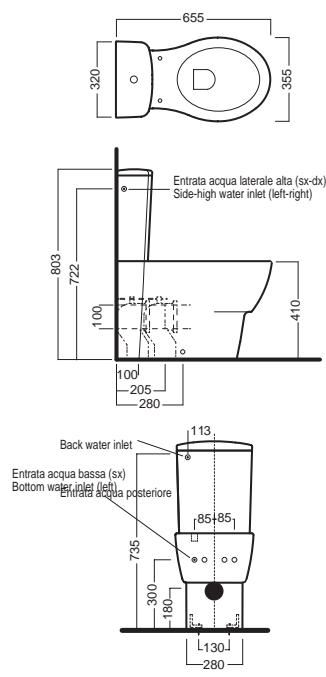
**vaso filo muro**  
back to wall wc



**bidet filo muro**  
back to wall bidet

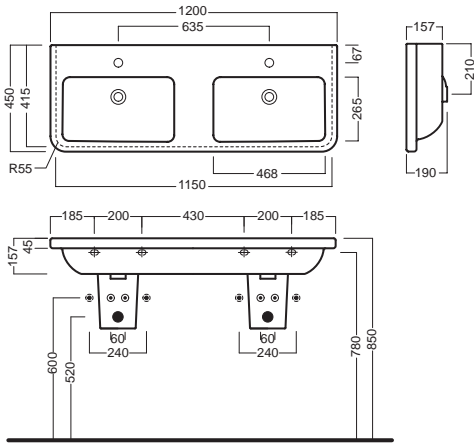


**vaso monoblocco con cassetta**  
coupled wc with cistern

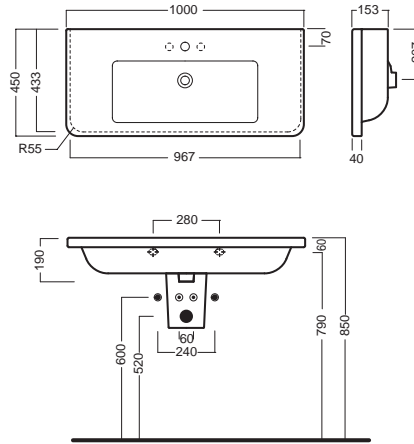


# ERIKA pro Q

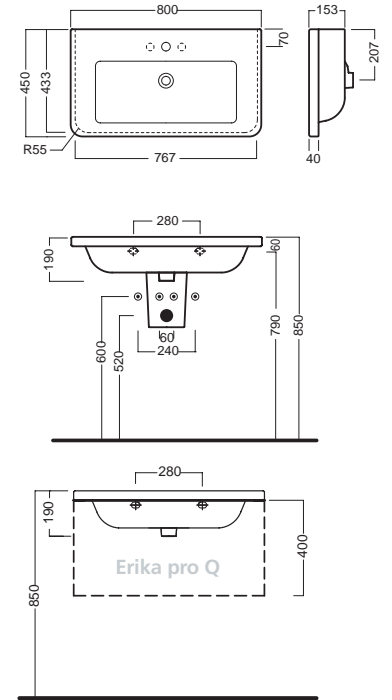
lavabo 120  
washbasin 120



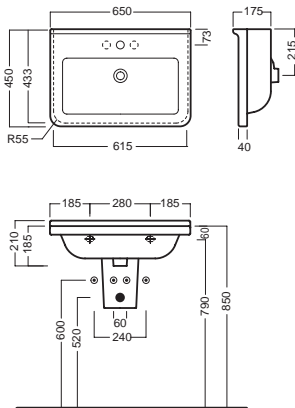
lavabo 100  
washbasin 100



lavabo 80  
washbasin 80

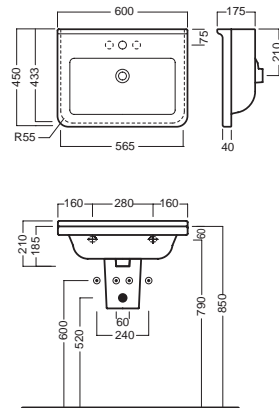


lavabo 65  
washbasin 65



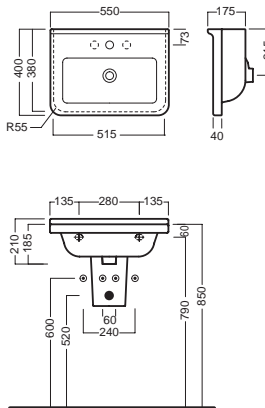
semicolonna\_siphon cover

lavabo 60  
washbasin 60



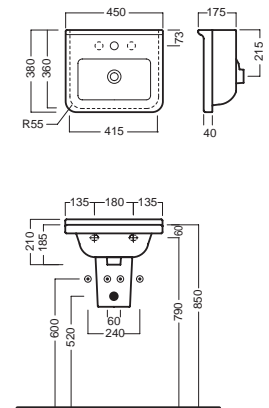
semicolonna\_siphon cover

lavabo 55  
washbasin 55

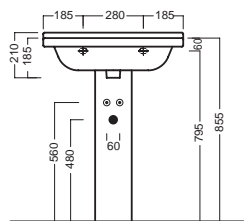


semicolonna\_siphon cover

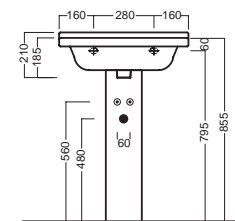
lavabo 45  
washbasin 45



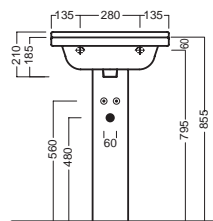
semicolonna\_siphon cover



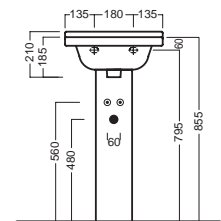
colonna\_pedestal



colonna\_pedestal



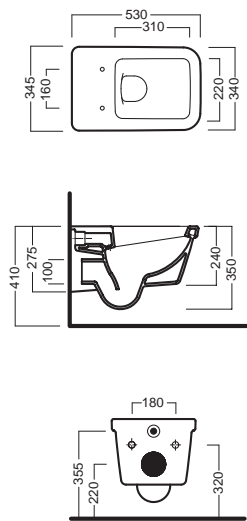
colonna\_pedestal



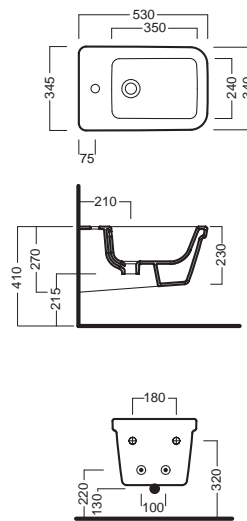
colonna\_pedestal

# ERIKA pro Q

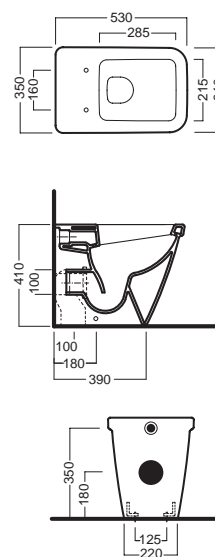
vaso sospeso  
wall hung wc



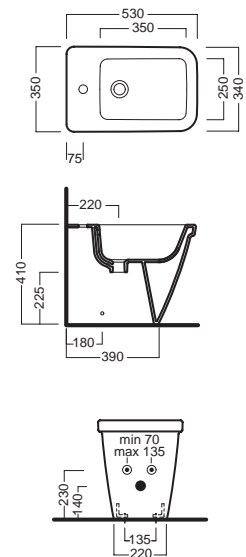
bidet sospeso  
wall hung bidet



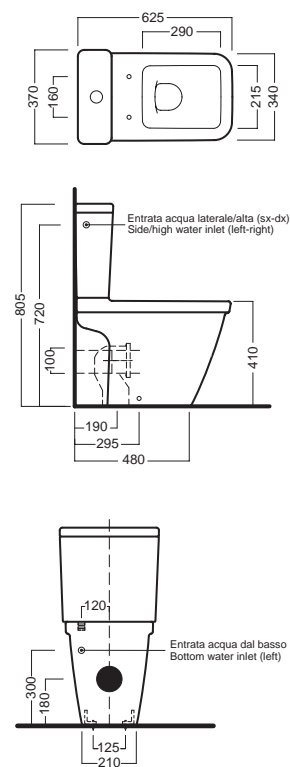
vaso filo muro  
back to wall wc



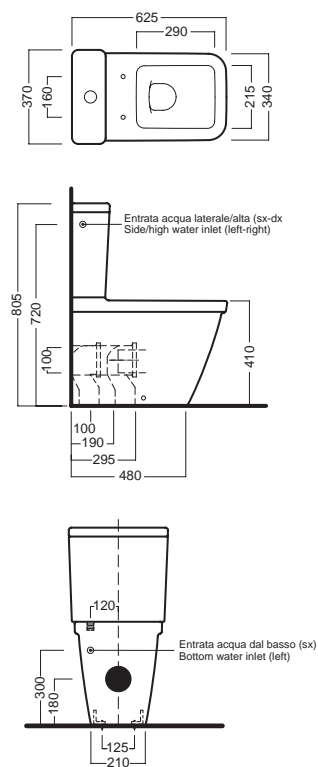
bidet filo muro  
back to wall bidet



vaso monoblocco con cassetta  
coupled wc with cistern

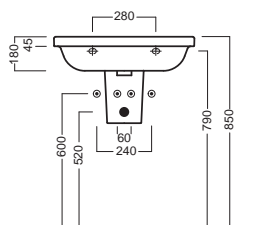
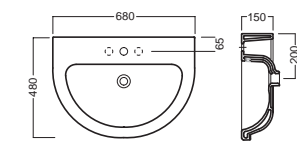


vaso monoblocco con cassetta filo muro  
back to wall coupled wc with cistern

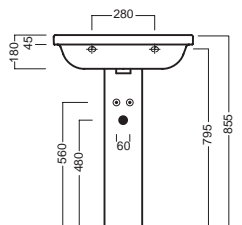


# ERIKA pro

lavabo 68  
washbasin 68

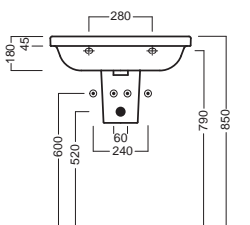
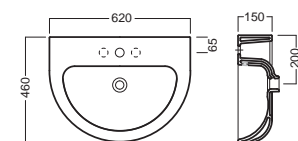


semicolonna\_siphon cover

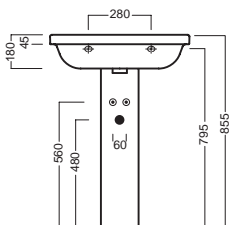


colonna\_pedestal

lavabo 62  
washbasin 62

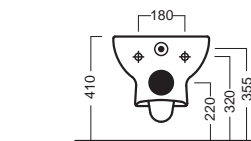
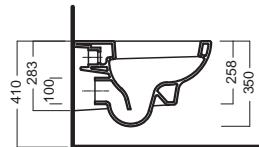
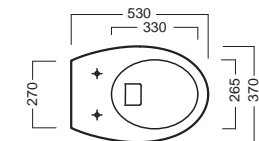


semicolonna\_siphon cover

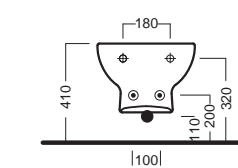
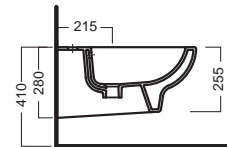
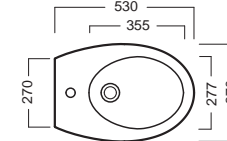


colonna\_pedestal

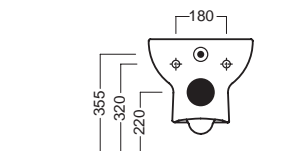
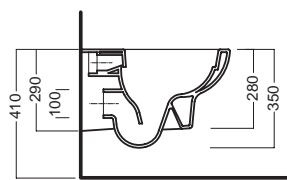
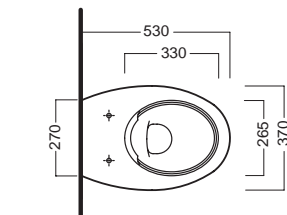
vaso sospeso  
wall hung wc



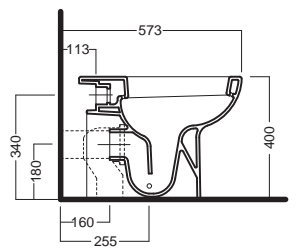
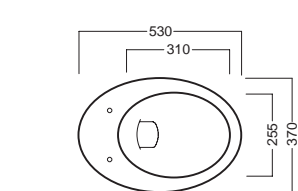
bidet sospeso  
wall hung bidet



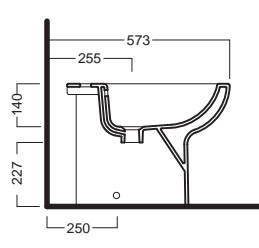
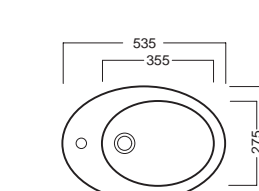
vaso sospeso PURE RIM  
PURE RIM wall hung wc



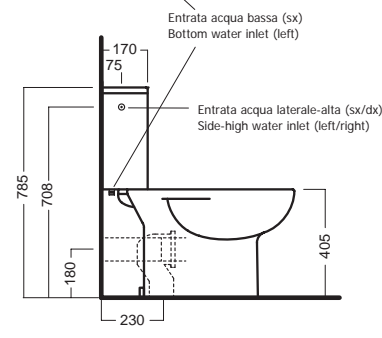
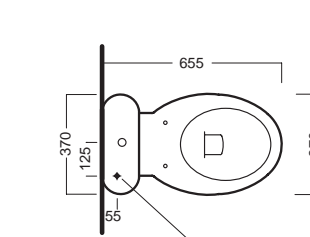
vaso  
wc



bidet  
bidet

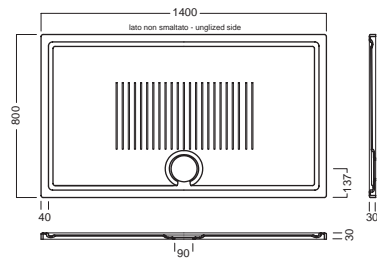


vaso monoblocco con cassetta  
coupled wc with cistern

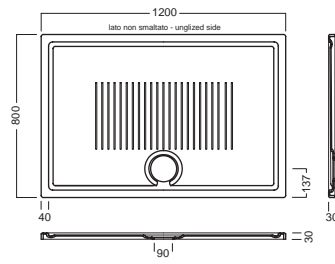




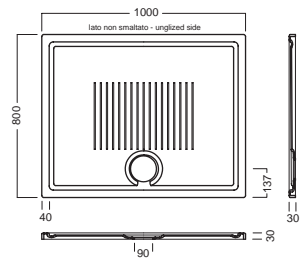
LIF h 3 140x80\_CERAMIC



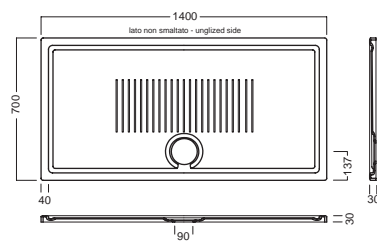
LIF h 3 120x80\_CERAMIC



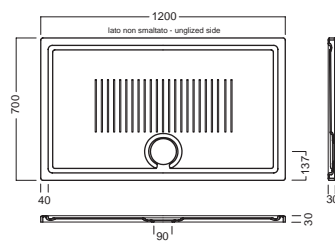
LIF h 3 100x80\_CERAMIC



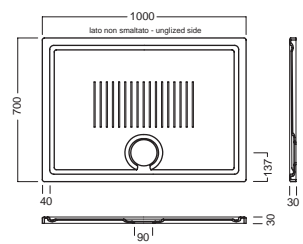
LIF h 3 140x70\_CERAMIC



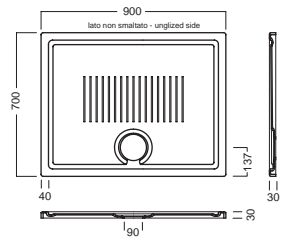
LIF h 3 120x70\_CERAMIC



LIF h 3 100x70\_CERAMIC

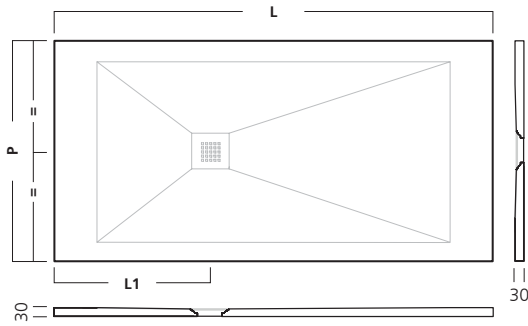


LIF h 3 90x70\_CERAMIC



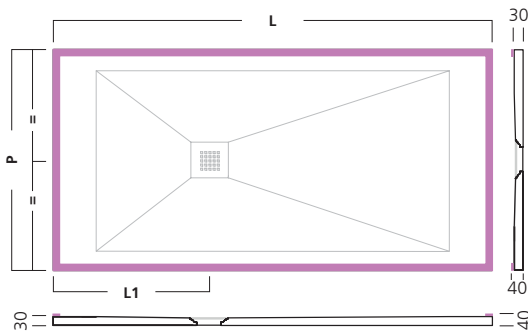
# DEDICATO shower trays

## STANDARD



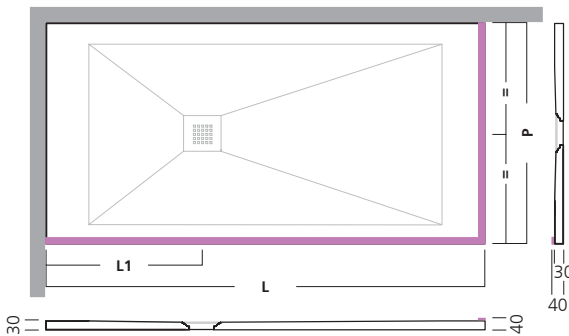
		P 700 (mm)	P 800 (mm)	P 900 (mm)	P 1000 (mm)
		L1	L1	L1	L1
L (mm)	800	-	250	-	-
	900	300	-	300	-
	1000	300	250	300	350
	1200	450	450	450	450
	1400	400	400	400	450
	1600	550	550	550	550
	1800	600	600	600	650
	2000	750	750	750	750

## EDGE



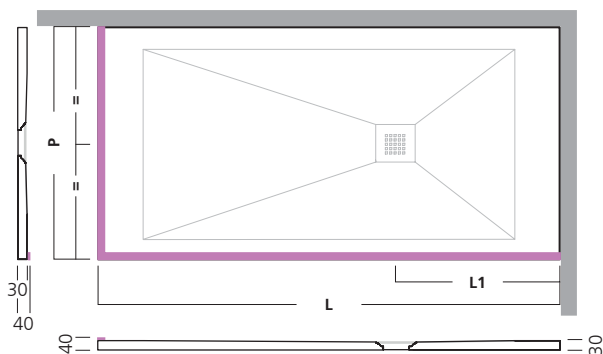
		P 700 (mm)	P 800 (mm)	P 900 (mm)	P 1000 (mm)
		L1	L1	L1	L1
L (mm)	800	-	250	-	-
	900	300	-	300	-
	1000	300	250	300	350
	1200	450	450	450	450
	1400	400	400	400	450
	1600	550	550	550	550
	1800	600	600	600	650
	2000	750	750	750	750

## EDGE L SX/LT\_STANDARD



		P 700 (mm)	P 800 (mm)	P 900 (mm)	P 1000 (mm)
		L1	L1	L1	L1
L (mm)	800	-	250	-	-
	900	300	-	300	-
	1000	300	250	300	350
	1200	450	450	450	450
	1400	400	400	400	450
	1600	550	550	550	550
	1800	600	600	600	650
	2000	750	750	750	750

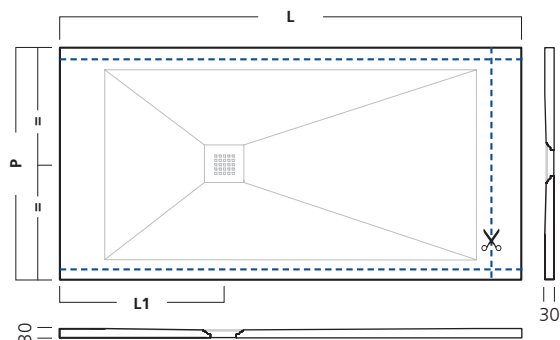
## EDGE L DX/RH\_STANDARD



		P 700 (mm)	P 800 (mm)	P 900 (mm)	P 1000 (mm)
		L1	L1	L1	L1
L (mm)	800	-	250	-	-
	900	300	-	300	-
	1000	300	250	300	350
	1200	450	450	450	450
	1400	400	400	400	450
	1600	550	550	550	550
	1800	600	600	600	650
	2000	750	750	750	750

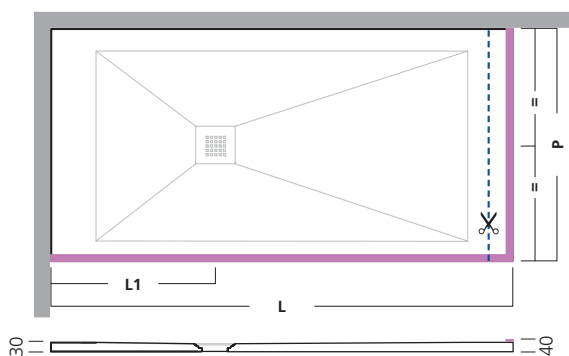
# DEDICATO shower trays

## SU MISURA/CUSTOMIZED



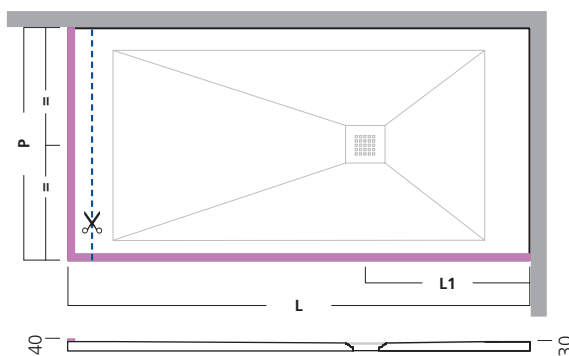
	P 700 (mm)	P 750-799 (mm)	P 800 (mm)	P 850-899 (mm)	P 900 (mm)	P 950-999 (mm)	P 1000 (mm)
	L1	L1	L1	L1	L1	L1	L1
L (mm)	da 801 a 899	-	250	250	-	-	-
	da 901 a 999	300	250	250	300	300	300
	da 1001 a 1099	350	350	350	350	350	350
	da 1101 a 1199	450	450	450	450	450	450
	da 1201 a 1299	350	350	350	350	350	350
	da 1301 a 1399	400	400	400	400	400	400
	da 1401 a 1499	450	450	450	450	450	450
	da 1501 a 1599	550	550	550	550	550	550
	da 1601 a 1699	550	550	550	550	550	550
	da 1701 a 1799	600	600	600	600	600	600
	da 1801 a 1899	650	650	650	650	650	650
da 1901 a 1999	750	750	750	750	750	750	

## EDGE L SX/LT\_SU MISURA/CUSTOMIZED



	P 700 (mm)	P 800 (mm)	P 900 (mm)	P 1000 (mm)
	L1	L1	L1	L1
L (mm)	da 801 a 899	-	250	-
	da 901 a 999	300	250	300
	da 1001 a 1099	350	350	350
	da 1101 a 1199	450	450	450
	da 1201 a 1299	350	350	350
	da 1301 a 1399	400	400	400
	da 1401 a 1499	450	450	450
	da 1501 a 1599	550	550	550
	da 1601 a 1699	550	550	550
	da 1701 a 1799	600	600	600
	da 1801 a 1899	650	650	650
da 1901 a 1999	750	750	750	

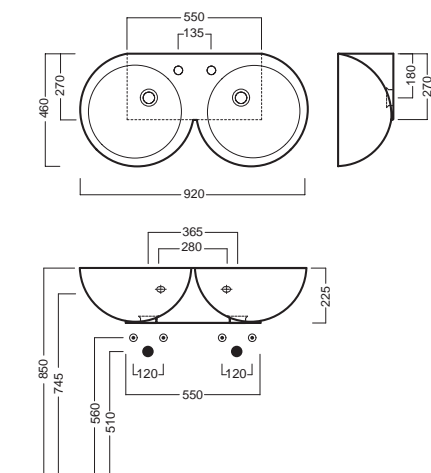
## EDGE L DX/RH\_SU MISURA/CUSTOMIZED



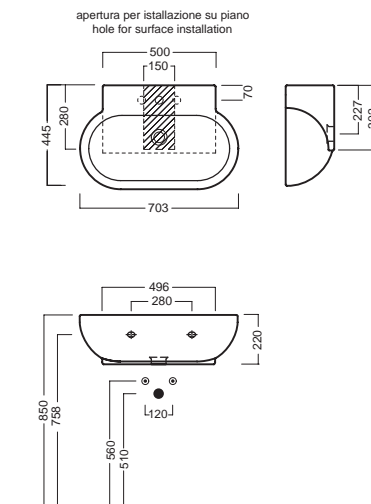
	P 700 (mm)	P 800 (mm)	P 900 (mm)	P 1000 (mm)
	L1	L1	L1	L1
L (mm)	da 801 a 899	-	250	-
	da 901 a 999	300	250	300
	da 1001 a 1099	350	350	350
	da 1101 a 1199	450	450	450
	da 1201 a 1299	350	350	350
	da 1301 a 1399	400	400	400
	da 1401 a 1499	450	450	450
	da 1501 a 1599	550	550	550
	da 1601 a 1699	550	550	550
	da 1701 a 1799	600	600	600
	da 1801 a 1899	650	650	650
da 1901 a 1999	750	750	750	

# YOU & ME

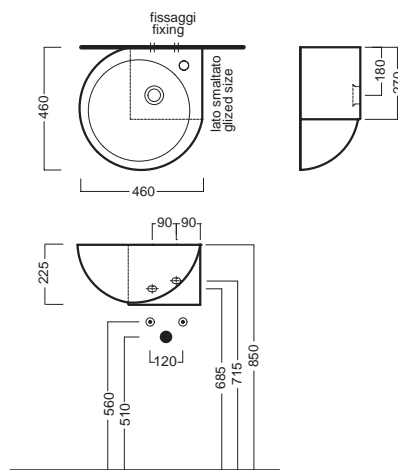
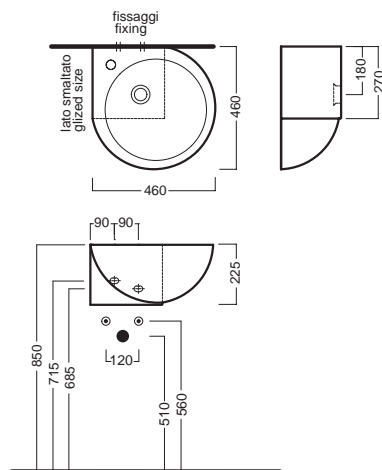
lavabo 92  
washbasin 92



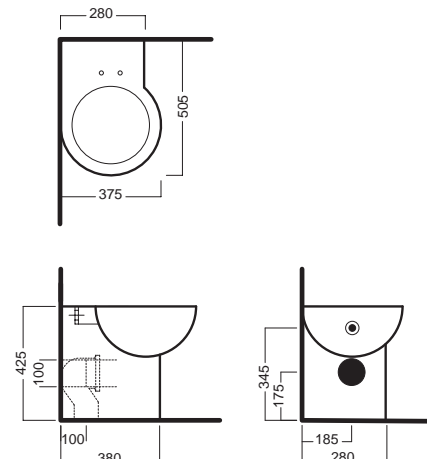
lavabo 70  
washbasin 70



lavabo 46 destro  
washbasin 92 right

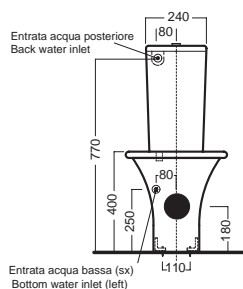
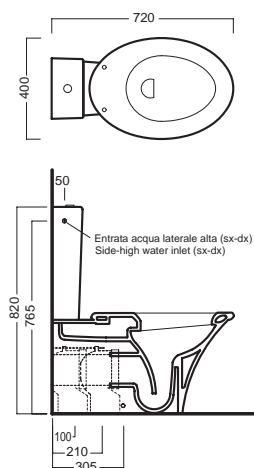


vaso d'angolo destro filo muro  
back to wall right-hand corner wc



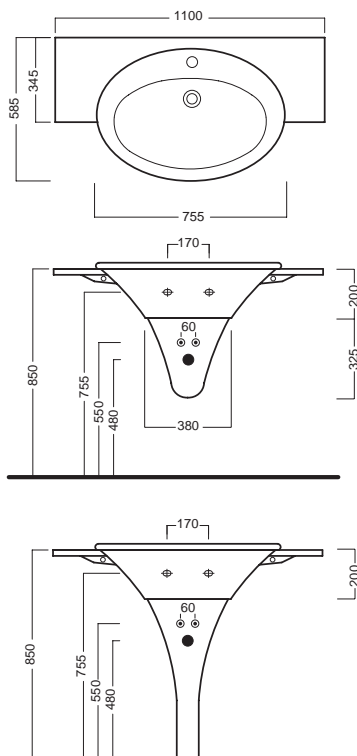
# SCULTURE

vaso monoblocco con cassetta  
coupled wc with cistern

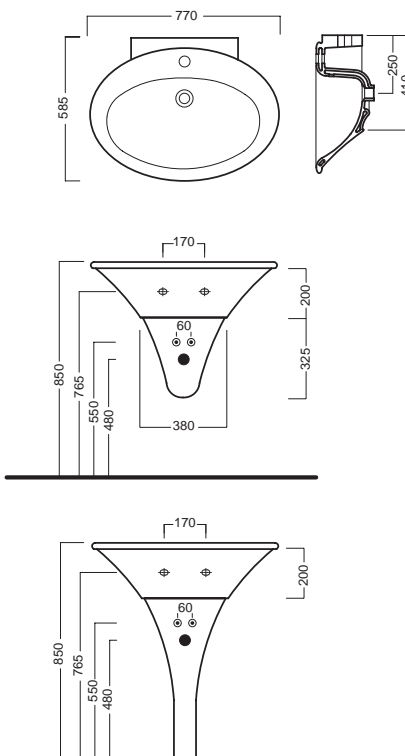


# SCULTURE

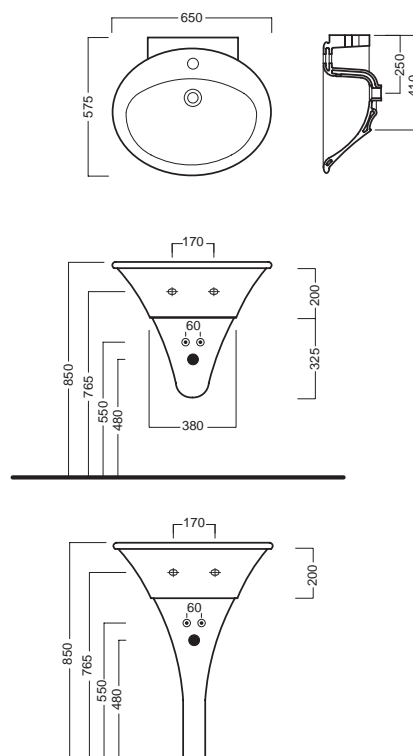
lavabo 110  
washbasin 110



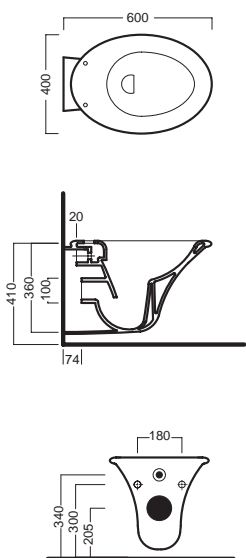
lavabo 77  
washbasin 77



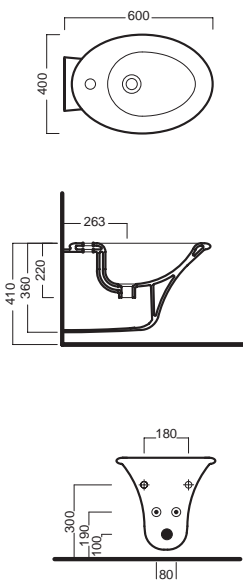
lavabo 65  
washbasin 65



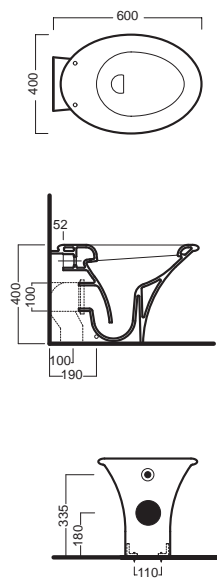
vaso sospeso  
wall hung wc



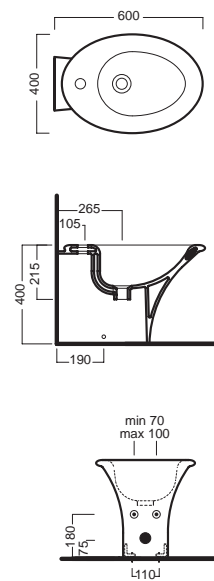
bidet sospeso  
wall hung bidet



vaso filo muro  
back to wall wc



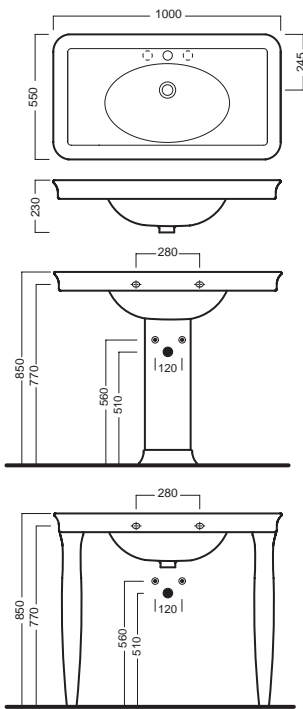
bidet filo muro  
back to wall bidet



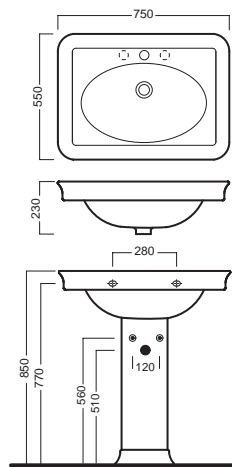


# DOLCEVITA

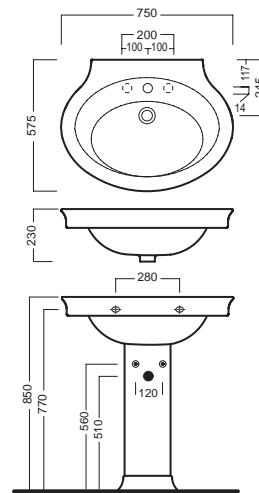
lavabo 100  
washbasin 100



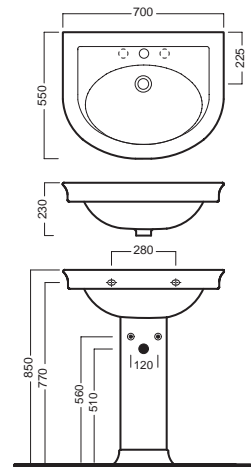
lavabo R75  
washbasin R75



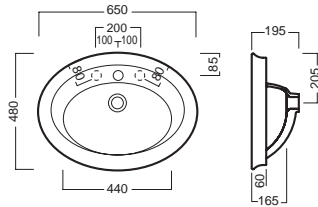
lavabo O75  
washbasin O75



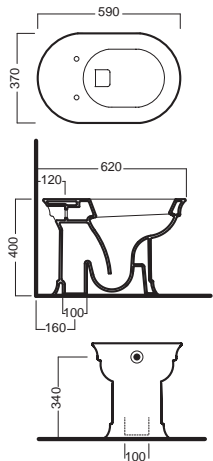
lavabo 70  
washbasin 70



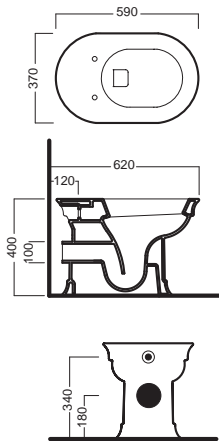
lavabo 65 ad incasso  
countertop washbasin 65



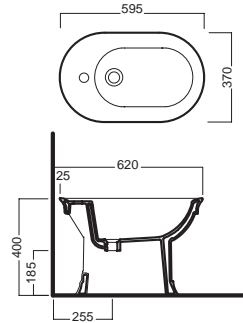
vaso scarico terra  
floor outlet wc



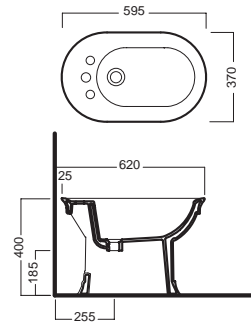
vaso scarico parete  
wall outlet wc



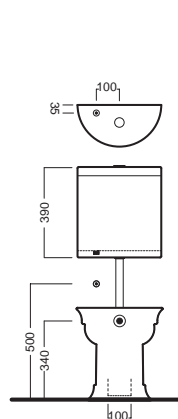
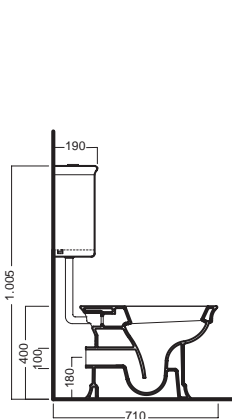
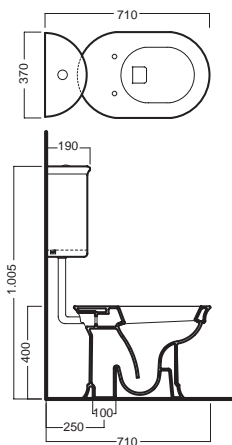
bidet monoforo  
one hole bidet



bidet triforo  
three holes bidet



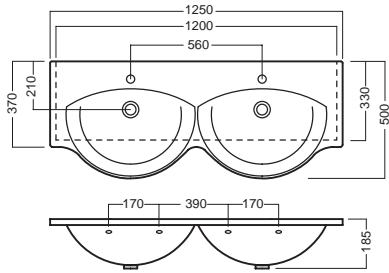
vaso scarico terra/parete + cassetta a zaino  
floor/wall outlet wc + low-level cistern



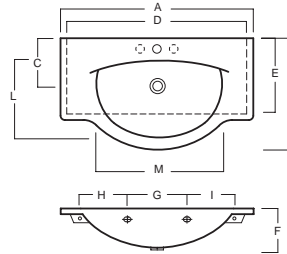
Entrata acqua bassa (sx)  
Bottom water inlet (left)

# SOPHIE

lavabo doppio 125  
double washbasin 125



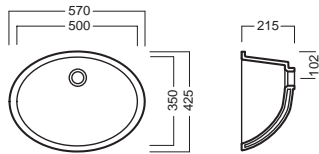
lavabi 120-105-95-86-75-56  
washbasins 120-105-95-86-75-56



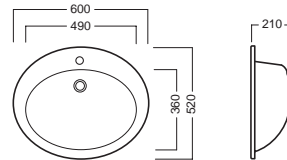
SOPHIE	A	B	C	D	E	F	G	H	I	L	M
lavabo 120	1200	500	215	1155	330	195	280	170	170	315	540
lavabo 105	1050	495	210	1010	330	190	280	170	170	315	540
lavabo 95	950	500	195	905	330	195	280	170	170	315	540
lavabo 86	870	500	210	820	330	195	280	-	-	315	540
lavabo 75	750	495	210	710	330	190	280	-	-	315	540
lavabo 56	560	450	190	510	350	170	190	-	-	275	385

# INCASSO

lavabo ad incasso sottopiano CATERINE  
CATERINE built in undercounter washbasins

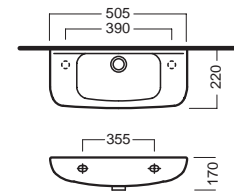


lavabo ad incasso sopra piano OVALINE  
OVALINE built in washbasin on the countertop



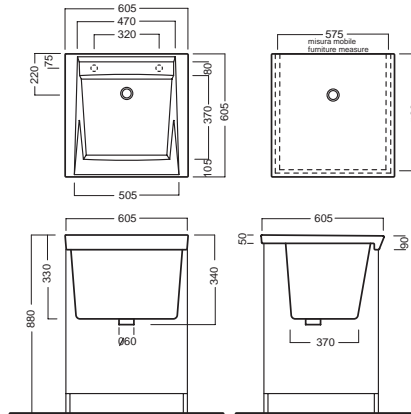
# LAVAMANI

lavamani DINO  
DINO handrinse basins

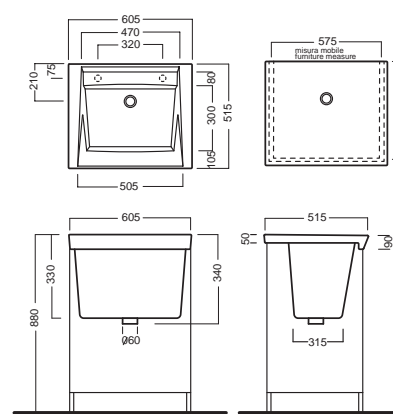


# SPECIALI

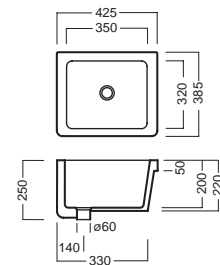
lavapanni SIXTY.LP  
SIXTY.LP laundry sink



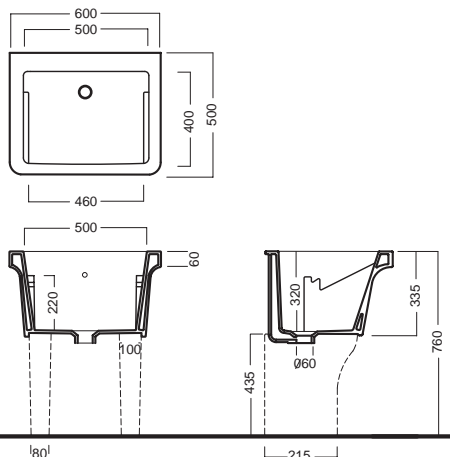
lavapanni FIFTY.LP  
FIFTY.LP laundry sink



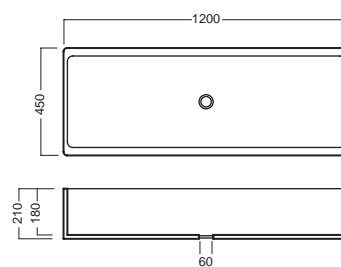
lavatoio 38  
sink 38



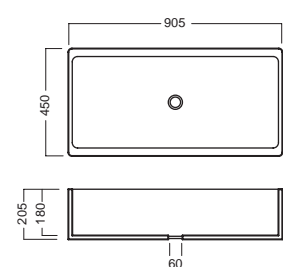
lavatoio 60  
sink 60



lavabo a canale 120  
sink 120

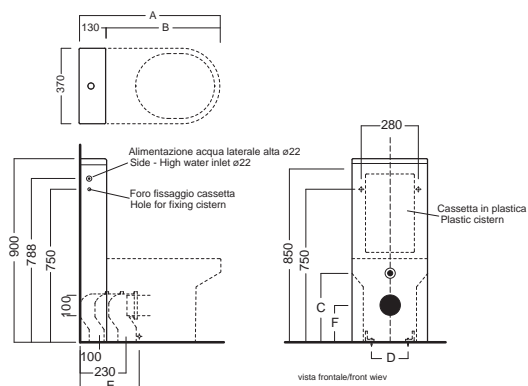


lavabo a canale 90  
sink 90



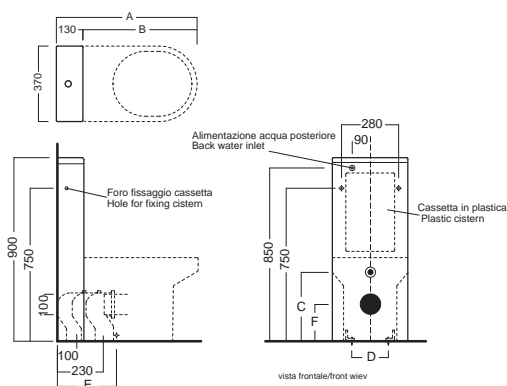
# MONOLITH

**cassetta attacco laterale alto dx/sx**  
side-high inlet right/left cistern



wc	A	B	C	D	E	F
FUSION	670	540	355	125	300	180
FUSION 48	610	480	360	115	290	190
DAYTIME	690	560	335	145	295	180
DAYTIME EVO	690	560	350	125	290	180
ERIKA PRO Q	660	530	350	125	310	180
NIDO	685	555	340	130	310	180
BIANCA PT	635	520	345	150	250	185
BIANCA PT TR RIM	655	520	350	165	155	180
BEAT	650	520	355	145	220	185

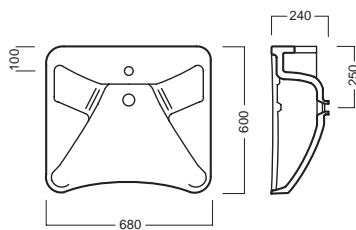
**cassetta attacco posteriore**  
back inlet cistern



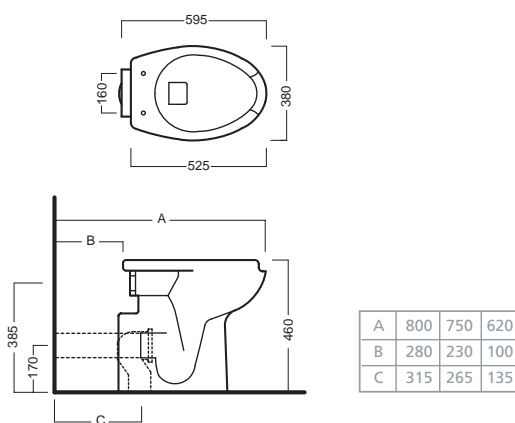
wc	A	B	C	D	E	F
FUSION	670	540	355	125	300	180
FUSION 48	610	480	360	115	290	190
DAYTIME	690	560	335	145	295	180
DAYTIME EVO	690	560	350	125	290	180
ERIKA PRO Q	660	530	350	125	310	180
NIDO	685	555	340	130	310	180
BIANCA PT	650	520	345	150	250	185
BIANCA PT TR RIM	655	520	350	165	225	180
BEAT	650	520	355	145	220	185

# AUTONOMY

**lavabo ergonomico**  
ergonomic washbasin



**vaso con apertura frontale**  
wc with front opening





CONCEPT&GRAPHIC DESIGN

Ikos

© Copyright Hatria Srl

Stampa Gennaio 2020

8850

ABP

Hatria si riserva il diritto di apportare, in qualsiasi momento e senza preavviso, modifiche tecniche e dimensionali ai propri prodotti.  
Hatria reserves the right to change the models at any moment and without notice.